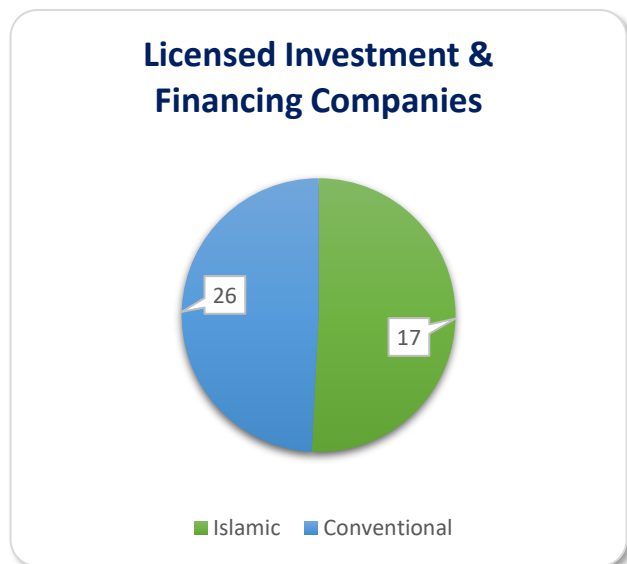
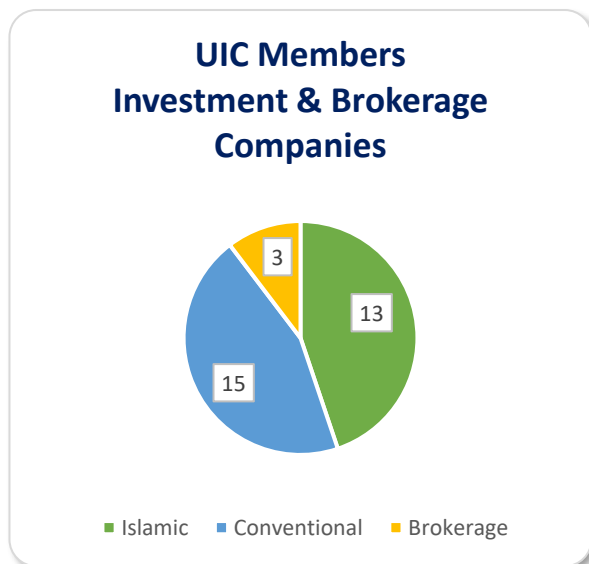


I : Monthly Statistics for Investment Companies Licensed by the Capital Markets Authority (CMA):

- The total number of investment and financial services companies licensed by the Capital Markets Authority reached 43 companies by the end of September 2024, of which 17 companies operating under the provisions of Islamic Sharia, presenting a percentage of 40% of all licensed investment companies.
- Union of Investment Companies (UIC) comprises of 31 member companies licensed by the Capital Markets Authority, which includes 15 traditional companies, 13 companies operating under the provisions of Islamic Sharia, and 3 financial brokerage companies.
- Total Assets Under Management administered by investment companies licensed by CMA reached 25 billion KD at the end of February 2023.

September 2024

Total No. of Investment Companies licensed by CMA. <i>*(Including, 17 companies are operating under the provisions of Islamic Sharia).</i>	43*
Total No. of UIC member companies - Investment & Brokerage Companies	31
No. of UIC member Companies - Investment (Islamic)	13
No. of UIC member Companies - Investment (Conventional)	15
No. of UIC member Companies- Brokerage	3



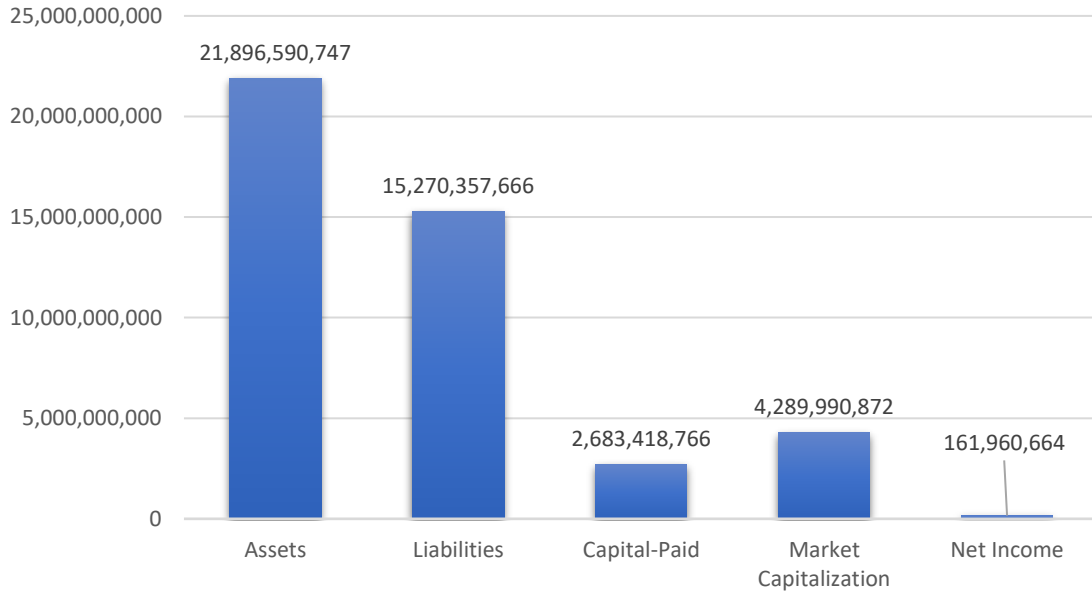
II : Monthly Statistics on Listed Investment Companies in Bursa Kuwait (registered under the financial services sector in Bursa Kuwait):

- The number of investment companies listed in Bursa Kuwait (registered under the financial services sector in Bursa Kuwait) reached 45 companies by the end of September 2024, that includes 21 companies licensed by the Capital Markets Authority, of which 15 companies are members of the Union of Investment Companies (UIC), where UIC member companies represent an approximate percentage of 71% of the total licensed investment companies listed in Bursa Kuwait.
- The number of Investment Companies listed in Bursa Kuwait (registered under the financial services sector in Bursa Kuwait) operating in accordance with the provisions of Islamic Sharia reached 16 companies, where 7 companies are members of UIC, which represent about 44% of the total number of Investment Companies listed in Bursa Kuwait and operating in accordance with the provisions of Islamic Sharia.
- Total Capital-paid of listed investment companies (registered under the financial services sector in Bursa Kuwait) reached 2.68 billion Kuwaiti dinars, of which 1.03 billion dinars represents the total Capital-paid of investment companies licensed by the Capital Markets Authority. The total capital-paid of UIC members investment companies reached 0.76 billion, or 28% of the total capital-paid of listed investment companies or 74% of the total capital-paid of the licensed listed investment companies, and that's according to the financial reports of the listed companies at the end of the second quarter of 2024.
- Total assets of listed investment companies (registered under the financial services sector in Bursa Kuwait) reached 21.89 billion Kuwaiti dinars, of which 2.83 billion dinars are the share of investment companies licensed by the Capital Markets Authority. The assets of UIC member investment companies represent 2.21 billion dinars, or 10% of the total assets of listed investment companies or 78% of the total assets of listed licensed investment companies, and that's according to the financial reports of listed companies at the end of the second quarter of 2024.
- Total liabilities of listed investment companies (registered under the financial services sector in Bursa Kuwait) reached 15.27 billion Kuwaiti dinars, of which 0.81 billion dinars are total liabilities of investment companies licensed by the Capital Markets Authority. The liabilities of UIC member investment companies represent approximately 0.58 billion Kuwaiti dinars, or 4% of the total liabilities of listed investment companies or 72% of the total liabilities of listed licensed investment companies, and that's according to the financial reports of listed companies at the end of the second quarter of 2024.
- Total net income of listed investment companies (registered under the financial services sector on the stock exchange) reached 161.96 million Kuwaiti dinars, of which approximately 69.48 million Kuwaiti dinars are the net income of investment companies licensed by the Capital Markets Authority. The net income of UIC member investment companies represents approximately 55.63 million Kuwaiti dinars, or 34% of the total net income of listed investment companies or 80% of the total net income of licensed listed investment companies, and that's according to the financial reports of listed companies at the end of the second quarter of 2024.

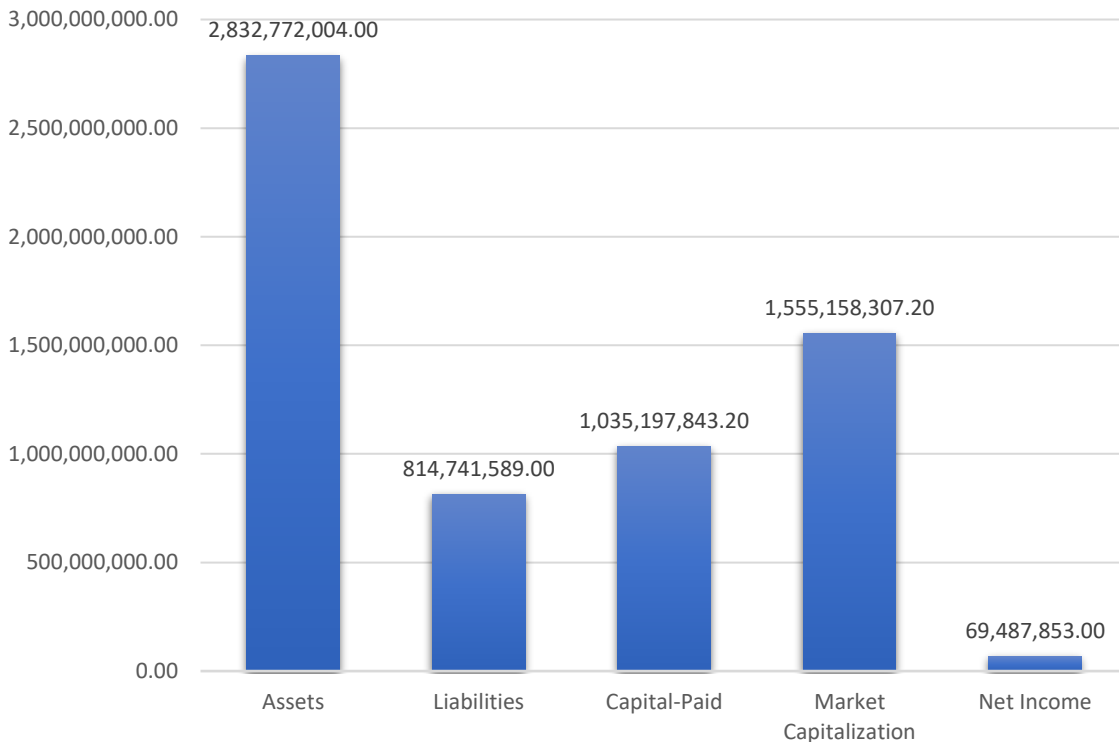
September 2024	
Investment Companies Listed in Bursa Kuwait (Registered under the financial services sector on the stock exchange)	
No. of listed Investments Companies (registered under the financial services sector on the stock exchange)	45
No. of listed Investment Companies Licensed by the Capital Markets Authority	21
No. of listed & Licensed Investment Companies that are UIC members	15
No. of listed Investment Companies operating in accordance with the provisions of Islamic Sharia	16
No. of UIC member Companies operating in accordance with the provisions of Islamic Sharia	7
Total Capital-paid of Investments Companies listed in Bursa Kuwait (billion KD)- Q2 2024	2.68
Total Capital-paid of Licensed Investments Companies listed in Bursa Kuwait (billion KD)- Q2 2024	1.03
Total Capital-paid of UIC listed member Companies (billion KD)- Q2 2024	0.76
Total Assets of Investment Companies listed in Bursa Kuwait (billion KD)-Q2 2024	21.89
Total Assets of Licensed Investment Companies listed in Bursa Kuwait (billion KD)-Q2 2024	2.83
Total Assets of UIC listed member Companies (billion KD)- Q2 2024	2.21
Total Liabilities of Investment Companies listed in Bursa Kuwait (billion KD)- Q2 2024	15.27
Total Liabilities of Licensed Investment Companies listed in Bursa Kuwait (billion KD)- Q2 2024	0.81
Total Liabilities of UIC listed member Companies (billion KD)- Q2 2024	0.58
Net Income of Investment Companies listed in Bursa Kuwait (million KD)- Q2 2024	161.96
Net Income of Licensed Investment Companies listed in Bursa Kuwait (million KD)- Q2 2024	69.48
Net Income of UIC listed member Companies (million KD)- Q2 2024	55.63
Market Capitalization of Investment Companies listed in Bursa Kuwait (billion KD)- Q2 2024	4.28
Market Capitalization of Licensed Investment Companies listed in Bursa Kuwait (billion KD)- Q2 2024	1.55
Market Capitalization UIC listed member Companies (billion KD)-Q2 2024	1.27
Price-Earnings Ratio (P/E) of listed Investment Companies	12.8



Listed Investment Companies (KWD)

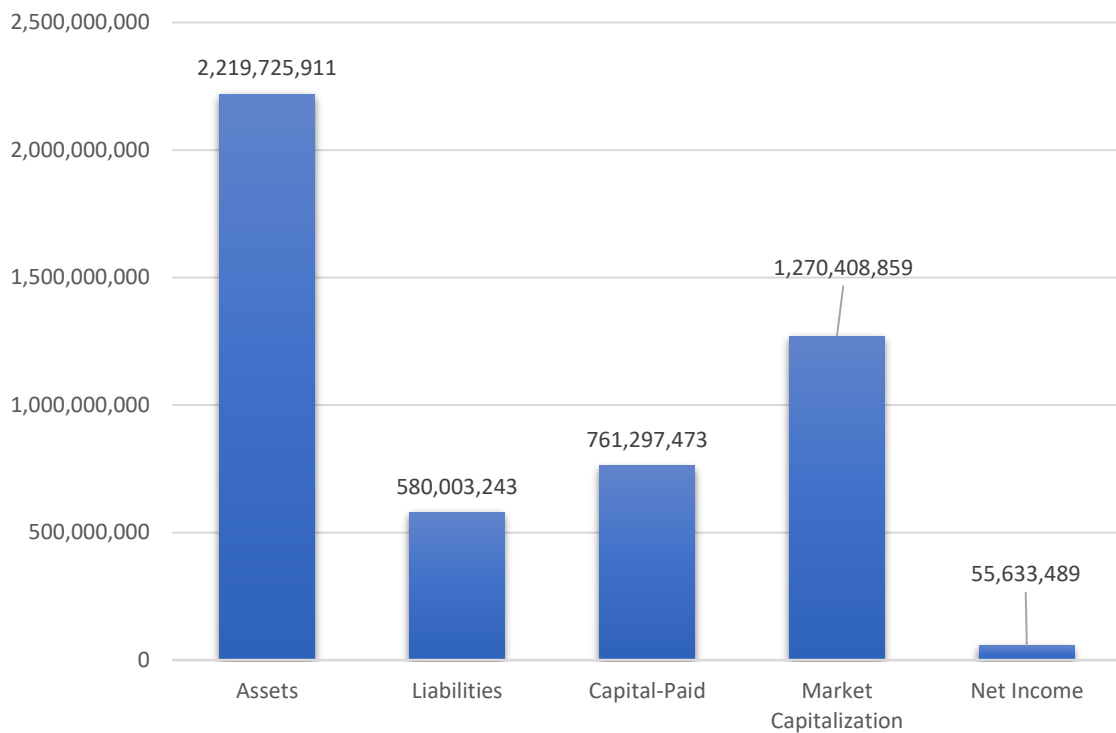


Listed & Licensed Investment Companies (KWD)





Union Members Listed Companies (KWD)





III: Collective Investment Schemes Total Assets according to Activity Nature Islamic or Conventional (July 2024):

Scheme Type	Conventional		Islamic		Total	
	No.	Assets	No.	Assets	No.	Assets
Equity Investment	21	838,761	14	170,109	35	1,008,870
Real Estate	1	21,195	2	94,494	3	115,690
Money Market	3	546,215	9	807,120	12	1,353,336
Debt Instrument	4	48,407	2	18,312	6	66,719
Private Property	1	4,711	0	0	1	4,711
Fund of Funds	1	20,600	1	4,028	2	24,628
Contractual	0	0	3	16,343	3	16,343
REIT	0	0	1	61,025	1	61,025
Total	31	1,479,890	32	1,171,432	63	2,651,322

(All Amounts in Kuwaiti Dinar Thousand)

IV: Market Value of Investment Portfolios according to the Management Mechanism

Management Mechanism	Q2 2022	Q3 2022	Q4 2022	Q4 2023	Q1 2024	Q2 2024
Company	4,831,493,659	4,501,888,757	4,705,243,837	4,215,838,092	4,957,802,806	5,036,474,160
Client	4,990,550,983	4,659,112,963	4,436,667,688	4,569,876,327	4,570,512,669	4,082,255,803
Custody	4,783,133,072	4,734,918,239	4,807,851,351	4,871,191,870	5,314,635,201	5,746,979,433
Total	14,605,177,714	13,895,919,959	13,949,762,876	13,656,906,289	14,842,950,677	14,865,709,396

V: Number of Investment Portfolios according to the Management Mechanism

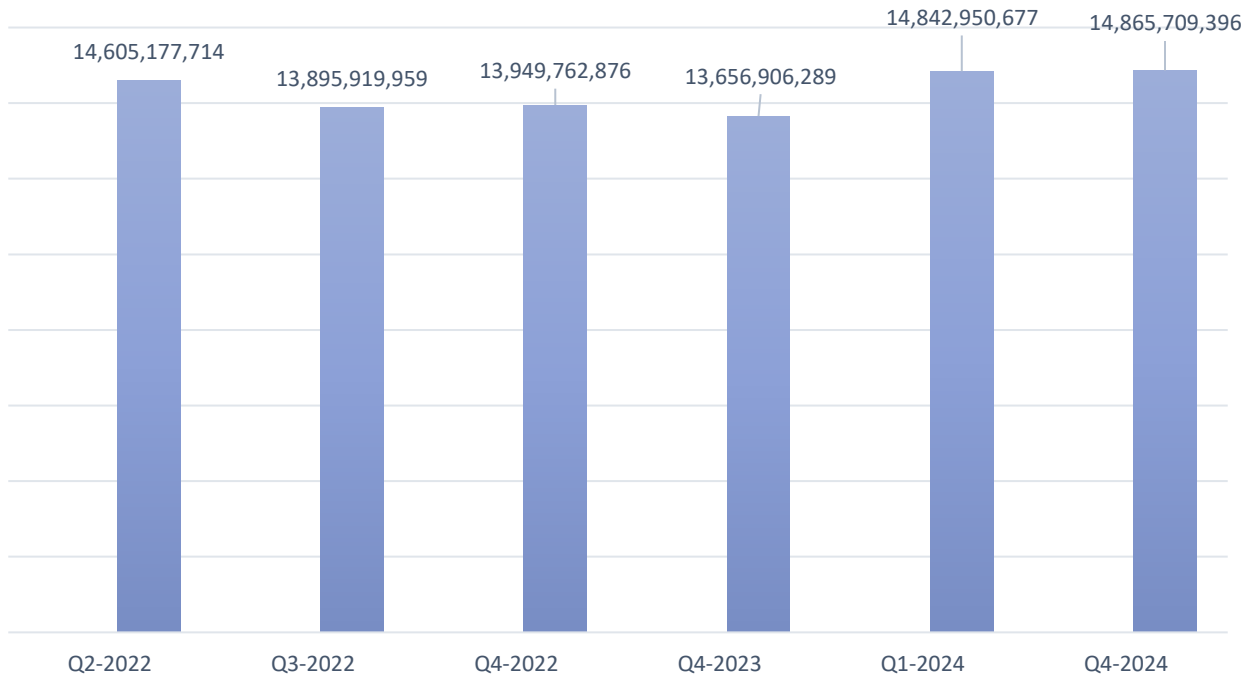
Management Mechanism	Q2 2022	Q3 2022	Q4 2022	Q4 2023	Q1 2024	Q2 2024
Company	1527	1571	1583	1,520	1,550	1,597
Client	2930	2996	3032	3,291	3,336	3,473
Custody	1051	1065	1109	1,147	1,151	1,182
Total	5508	5632	5724	5,958	6,037	6,252

VI: No. of Investment Portfolio Managers:

40 Companies



Total Market Value of Investment Portfolios (K.D.)



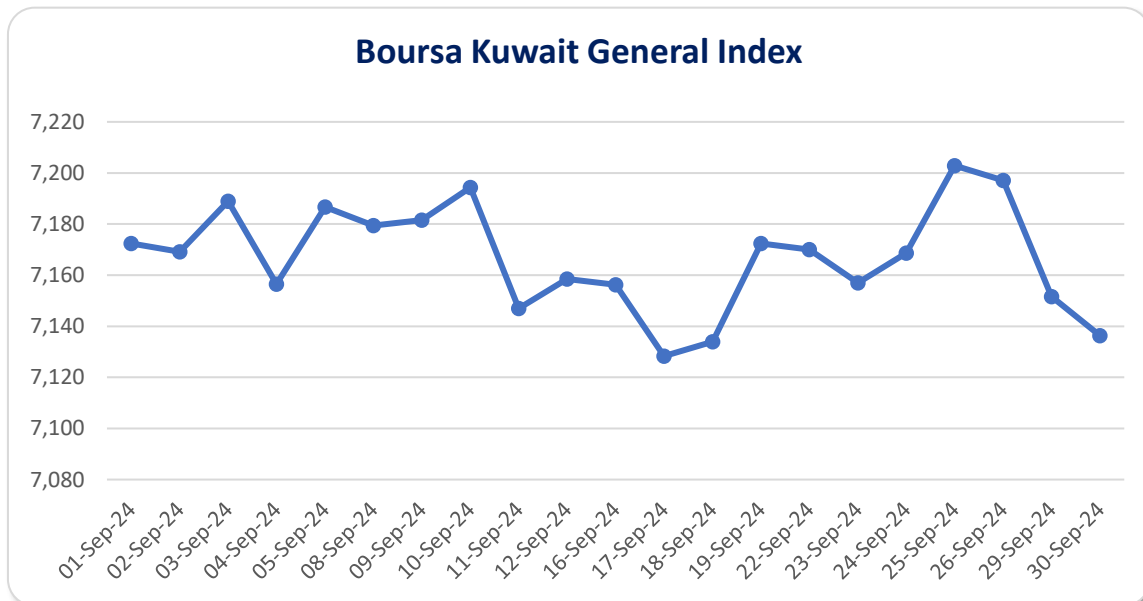
Number of Investment Portfolios



VII: Performance of Investment Sector (Financial Services) in Boursa Kuwait in September 2024:

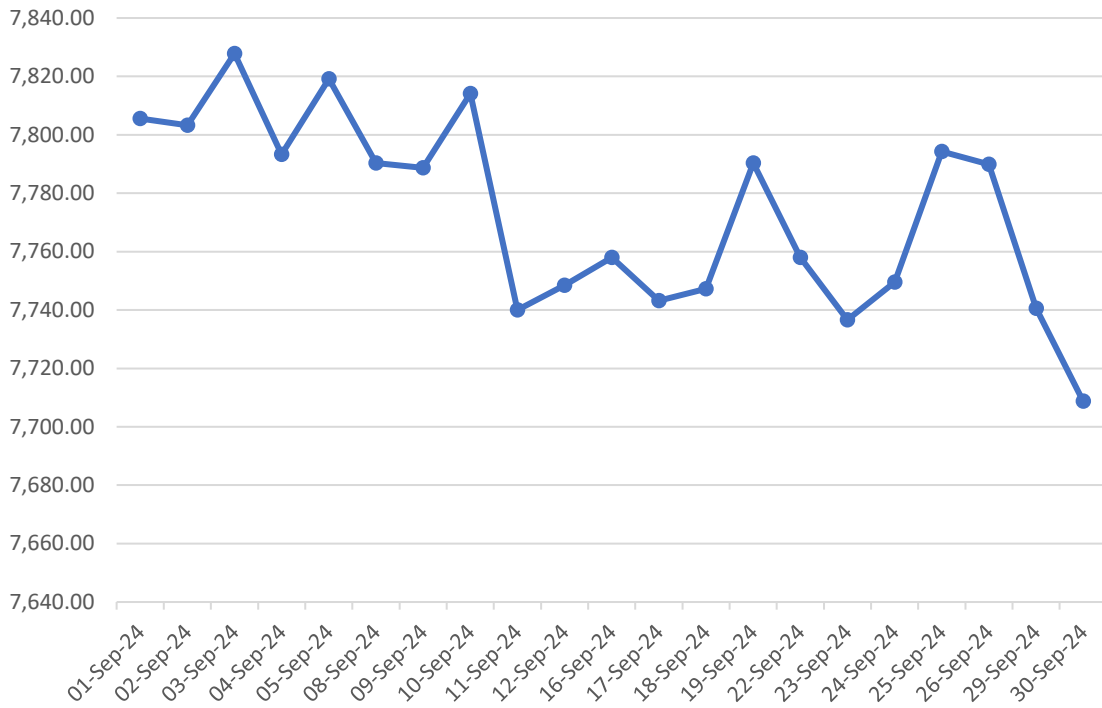
- At the end of September 2024, The General Index closed at 7,136.28 points, dropping by 0.62% compared to the close of August 2024.
- At the end of September 2024, The Premier Market Index closed at 7,708.72 points, dropping by 1.45% compared to the close of August.
- At the end of September 2024, The Main Market Index closed at 6,276.68 points, rising by 3.39% compared to the close of August 2024.
- The Financial Services sector Index closed at 1,410.64 points at the end of September 2024, rising by 0.87% compared to the close of August 2024.
- The Financial Services sector dominated a total trade value during September 2024 around 643 million KD, representing 42.71% of the total market trading value that amounted to 1,506.3 million K.D.

September 2024	
Closing of General Index for Boursa Kuwait (Points)	7,136.28
Closing of Premier Index for Boursa Kuwait (Points)	7,708.72
Closing of Main Market Index for Boursa Kuwait (Points)	6,276.68
Closing of Financial Services Sector Index (Points)	1,410.64
Monthly change of General Index	0.62%
Monthly change of Premier Market Index	1.45%
Monthly change of Main Market Index	3.39%
Monthly change of Financial Services Sector Index	0.87%

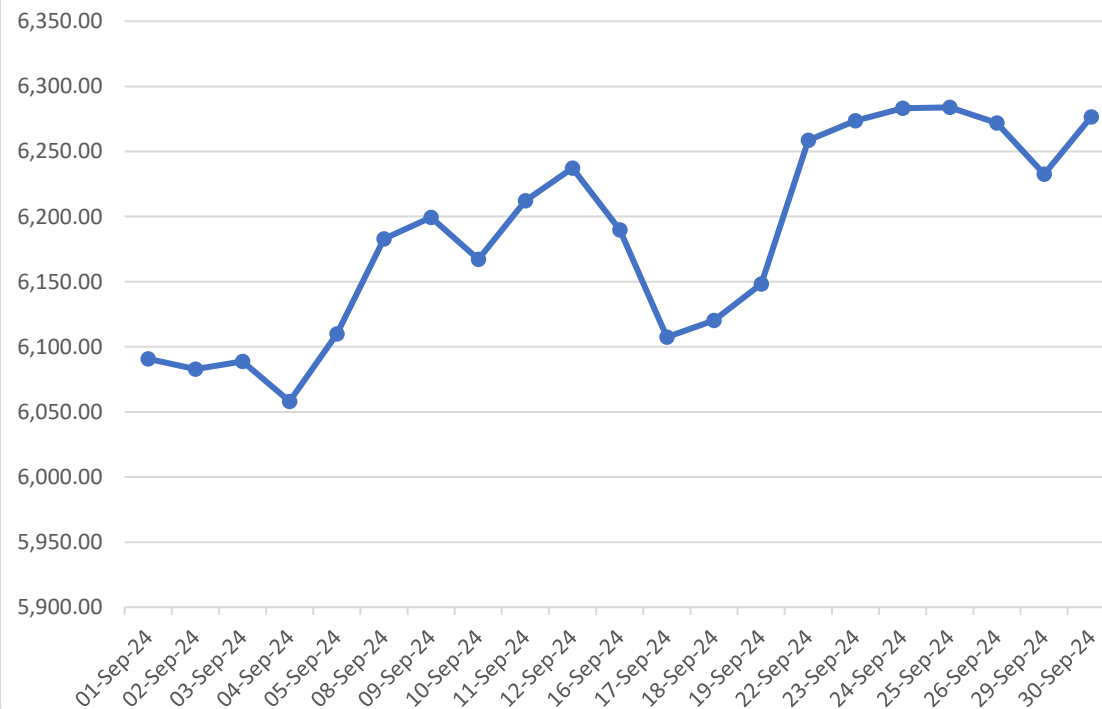




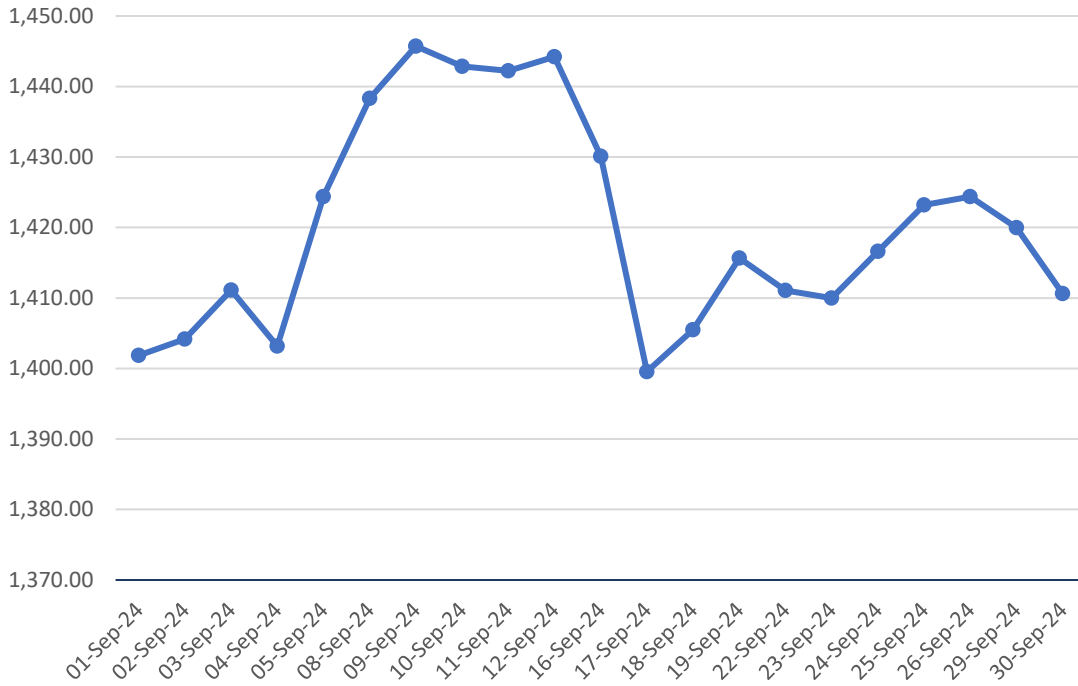
Boursa Kuwait Premier Market Index



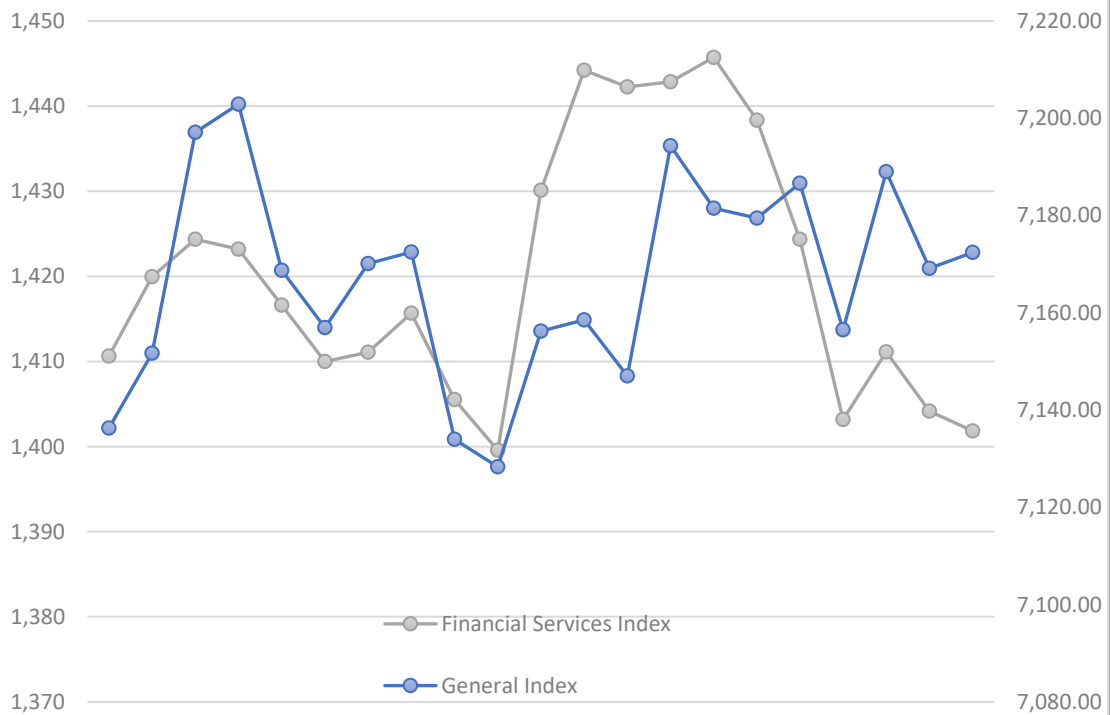
Boursa Kuwait Main Market Index



Boursa Kuwait Financial Services Index



Comparison between General Index & Financial Services Index





MONTHLY TRADED VALUE

