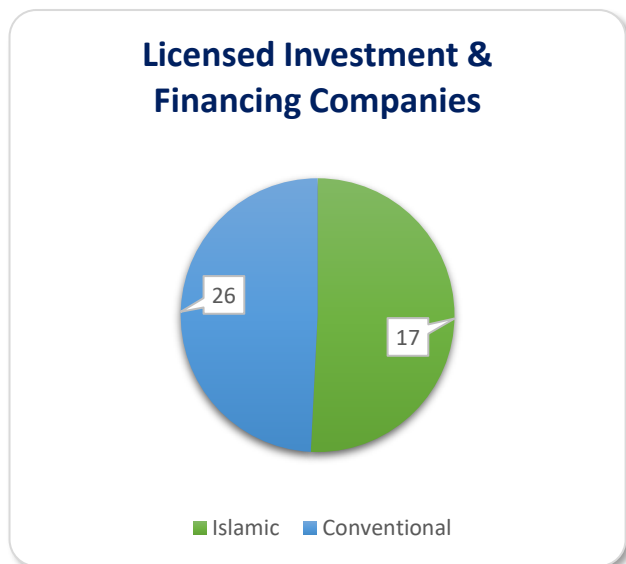
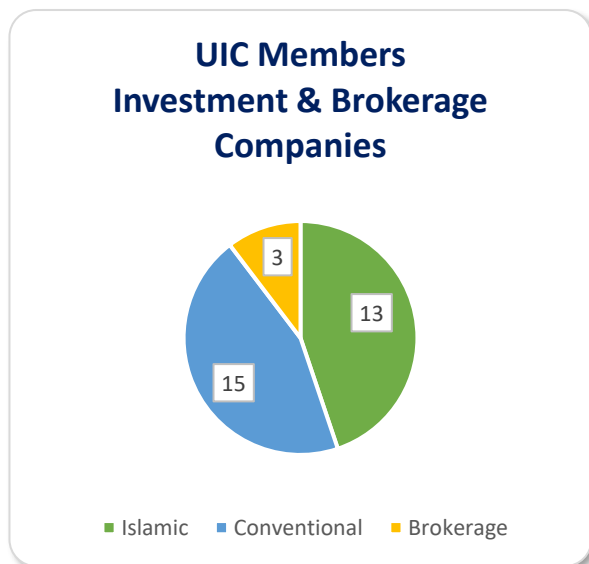


I : Monthly Statistics for Investment Companies Licensed by the Capital Markets Authority (CMA):

- The total number of investment and financial services companies licensed by the Capital Markets Authority reached 43 companies by the end of October 2024, of which 17 companies operating under the provisions of Islamic Sharia, presenting a percentage of 40% of all licensed investment companies.
- Union of Investment Companies (UIC) comprises of 31 member companies licensed by the Capital Markets Authority, which includes 15 traditional companies, 13 companies operating under the provisions of Islamic Sharia, and 3 financial brokerage companies.
- Total Assets Under Management administered by investment companies licensed by CMA reached 25 billion KD at the end of February 2023.

October 2024

Total No. of Investment Companies licensed by CMA. <i>*(Including, 17 companies are operating under the provisions of Islamic Sharia).</i>	43*
Total No. of UIC member companies - Investment & Brokerage Companies	31
No. of UIC member Companies - Investment (Islamic)	13
No. of UIC member Companies - Investment (Conventional)	15
No. of UIC member Companies- Brokerage	3



II : Monthly Statistics on Listed Investment Companies in Bursa Kuwait (registered under the financial services sector in Bursa Kuwait):

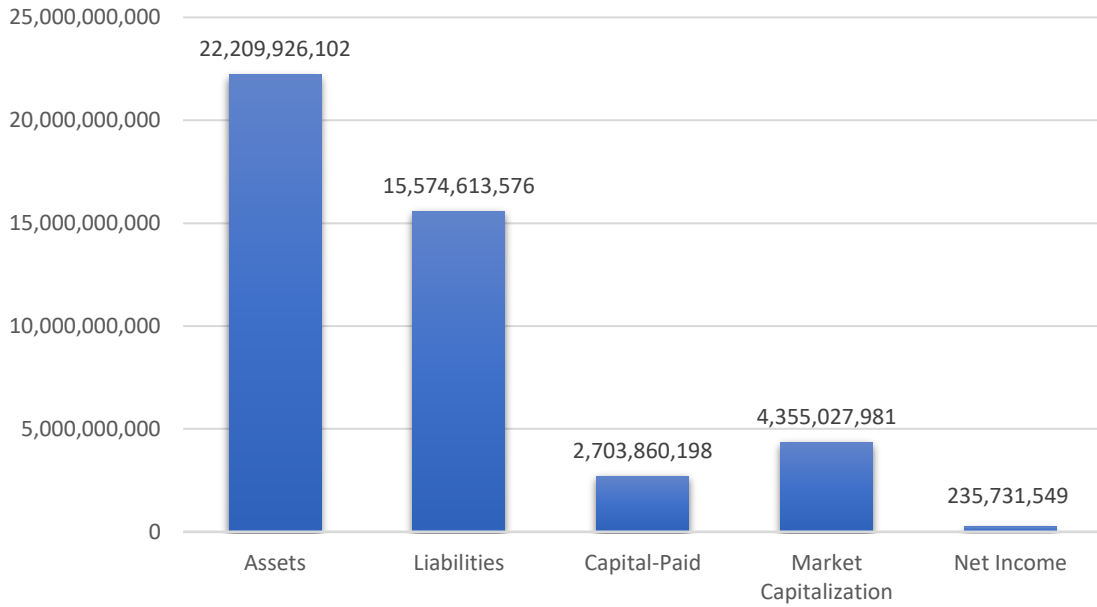
- The number of investment companies listed in Bursa Kuwait (registered under the financial services sector in Bursa Kuwait) reached 45 companies by the end of October 2024, that includes 21 companies licensed by the Capital Markets Authority, of which 15 companies are members of the Union of Investment Companies (UIC), where UIC member companies represent an approximate percentage of 71% of the total licensed investment companies listed in Bursa Kuwait.
- The number of Investment Companies listed in Bursa Kuwait (registered under the financial services sector in Bursa Kuwait) operating in accordance with the provisions of Islamic Sharia reached 16 companies, where 7 companies are members of UIC, which represent about 44% of the total number of Investment Companies listed in Bursa Kuwait and operating in accordance with the provisions of Islamic Sharia.
- Total Capital-paid of listed investment companies (registered under the financial services sector in Bursa Kuwait) reached 2.70 billion Kuwaiti dinars, of which 1.01 billion dinars represents the total Capital-paid of investment companies licensed by the Capital Markets Authority. The total capital-paid of UIC members investment companies reached 0.74 billion, or 27% of the total capital-paid of listed investment companies or 73% of the total capital-paid of the licensed listed investment companies, and that's according to the financial reports of the listed companies at the end of the third quarter of 2024.
- Total assets of listed investment companies (registered under the financial services sector in Bursa Kuwait) reached 22.20 billion Kuwaiti dinars, of which 2.86 billion dinars are the share of investment companies licensed by the Capital Markets Authority. The assets of UIC member investment companies represent 2.24 billion dinars, or 10% of the total assets of listed investment companies or 78% of the total assets of listed licensed investment companies, and that's according to the financial reports of listed companies at the end of the third quarter of 2024.
- Total liabilities of listed investment companies (registered under the financial services sector in Bursa Kuwait) reached 15.57 billion Kuwaiti dinars, of which 0.79 billion dinars are total liabilities of investment companies licensed by the Capital Markets Authority. The liabilities of UIC member investment companies represent approximately 0.56 billion Kuwaiti dinars, or 4% of the total liabilities of listed investment companies or 71% of the total liabilities of listed licensed investment companies, and that's according to the financial reports of listed companies at the end of the third quarter of 2024.
- Total net income of listed investment companies (registered under the financial services sector on the stock exchange) reached 235.73 million Kuwaiti dinars, of which approximately 110.64 million Kuwaiti dinars are the net income of investment companies licensed by the Capital Markets Authority. The net income of UIC member investment companies represents approximately 90.97 million Kuwaiti dinars, or 39% of the total net income of listed investment companies or 82% of the total net income of licensed listed investment companies, and that's according to the financial reports of listed companies at the end of the third quarter of 2024.



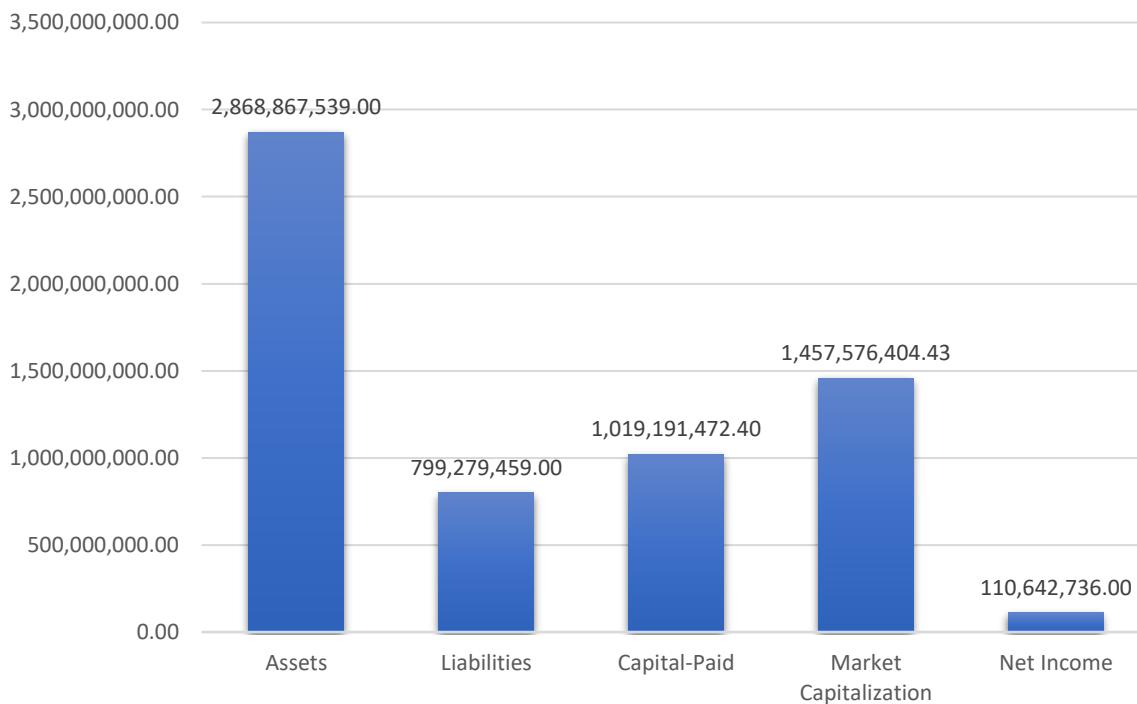
October 2024	
Investment Companies Listed in Bursa Kuwait (Registered under the financial services sector on the stock exchange)	
No. of listed Investments Companies (registered under the financial services sector on the stock exchange)	45
No. of listed Investment Companies Licensed by the Capital Markets Authority	21
No. of listed & Licensed Investment Companies that are UIC members	15
No. of listed Investment Companies operating in accordance with the provisions of Islamic Sharia	16
No. of UIC member Companies operating in accordance with the provisions of Islamic Sharia	7
Total Capital-paid of Investments Companies listed in Bursa Kuwait (billion KD)- Q3 2024	2.70
Total Capital-paid of Licensed Investments Companies listed in Bursa Kuwait (billion KD)- Q3 2024	1.01
Total Capital-paid of UIC listed member Companies (billion KD)- Q3 2024	0.74
Total Assets of Investment Companies listed in Bursa Kuwait (billion KD)-Q3 2024	22.20
Total Assets of Licensed Investment Companies listed in Bursa Kuwait (billion KD)-Q3 2024	2.86
Total Assets of UIC listed member Companies (billion KD)- Q3 2024	2.24
Total Liabilities of Investment Companies listed in Bursa Kuwait (billion KD)- Q3 2024	15.57
Total Liabilities of Licensed Investment Companies listed in Bursa Kuwait (billion KD)- Q3 2024	0.79
Total Liabilities of UIC listed member Companies (billion KD)- Q3 2024	0.56
Net Income of Investment Companies listed in Bursa Kuwait (million KD)- Q3 2024	235.73
Net Income of Licensed Investment Companies listed in Bursa Kuwait (million KD)- Q3 2024	110.64
Net Income of UIC listed member Companies (million KD)- Q3 2024	90.97
Market Capitalization of Investment Companies listed in Bursa Kuwait (billion KD)- Q3 2024	4.35
Market Capitalization of Licensed Investment Companies listed in Bursa Kuwait (billion KD)- Q3 2024	1.45
Market Capitalization UIC listed member Companies (billion KD)-Q3 2024	1.15
Price-Earnings Ratio (P/E) of listed Investment Companies	13.7

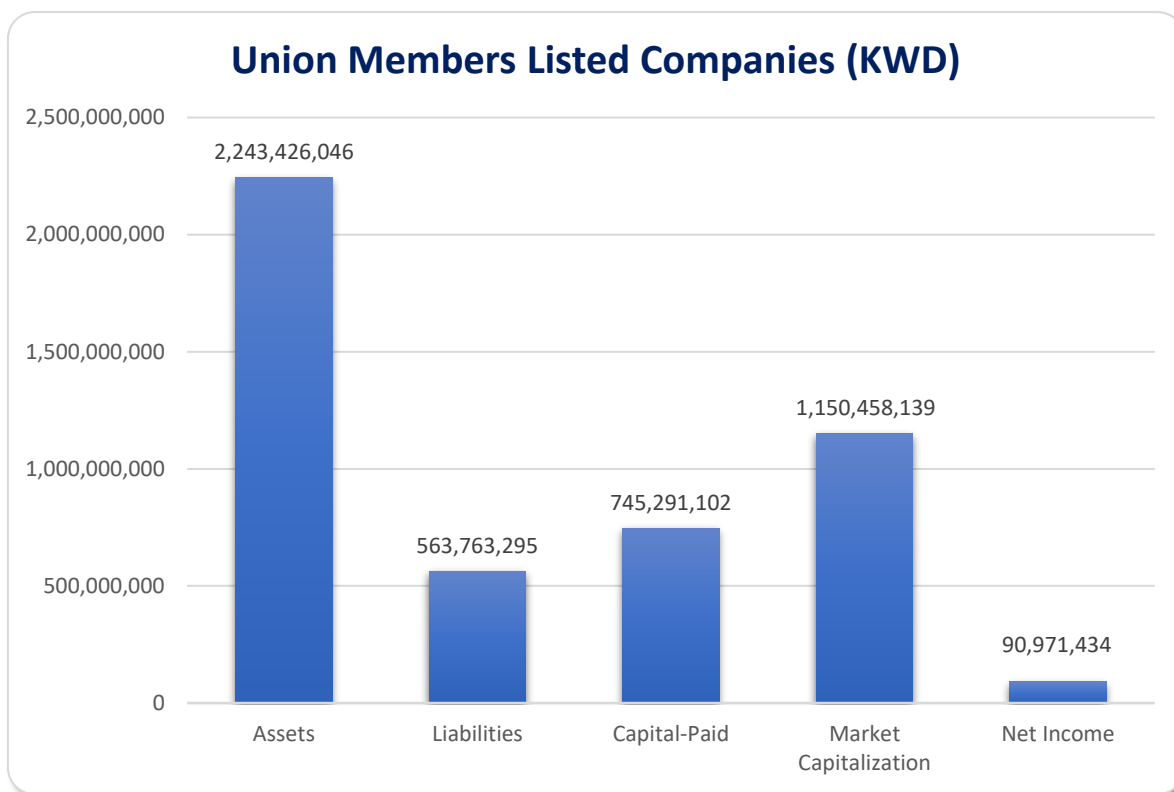


Listed Investment Companies (KWD)



Listed & Licensed Investment Companies (KWD)





III: Collective Investment Schemes Total Assets according to Activity Nature Islamic or Conventional (September 2024):

Scheme Type	Conventional		Islamic		Total	
	No.	Assets	No.	Assets	No.	Assets
Equity Investment	21	823,014	14	170,930	35	993,944
Real Estate	1	20,406	2	94,622	3	115,028
Money Market	3	524,308	9	958,660	12	1,482,969
Debt Instrument	4	57,322	2	20,823	6	78,145
Private Property	1	4,720	0	0	1	4,720
Fund of Funds	1	20,253	1	4,045	2	24,298
Contractual	0	0	3	16,328	3	16,328
REIT	0	0	1	60,942	1	60,942
Total	31	1,450,023	32	1,326,349	63	2,776,373

(All Amounts in Kuwaiti Dinar Thousand)

IV: Market Value of Investment Portfolios according to the Management Mechanism

Management Mechanism	Q3 2022	Q4 2022	Q4 2023	Q1 2024	Q2 2024	Q3 2024
Company	4,501,888,757	4,705,243,837	4,215,838,092	4,957,802,806	5,036,474,160	5,162,608,368
Client	4,659,112,963	4,436,667,688	4,569,876,327	4,570,512,669	4,082,255,803	4,464,758,228
Custody	4,734,918,239	4,807,851,351	4,871,191,870	5,314,635,201	5,746,979,433	6,042,195,409
Total	13,895,919,959	13,949,762,876	13,656,906,289	14,842,950,677	14,865,709,396	15,669,562,005

V: Number of Investment Portfolios according to the Management Mechanism

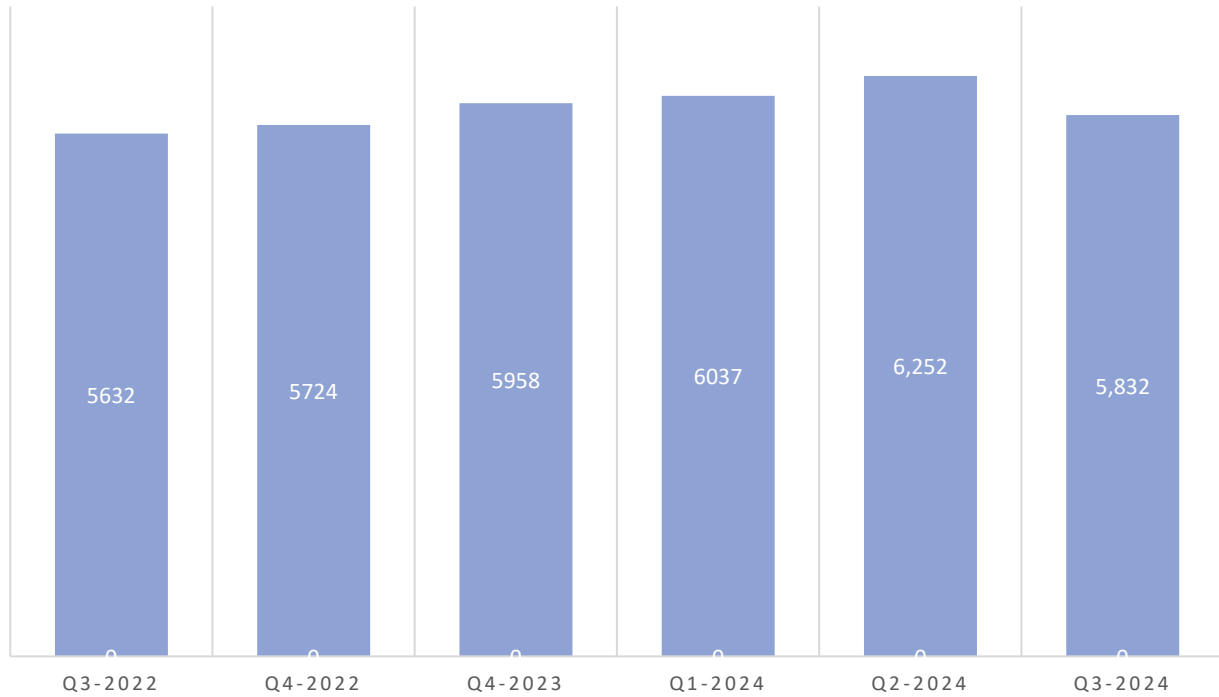
Management Mechanism	Q3 2022	Q4 2022	Q4 2023	Q1 2024	Q2 2024	Q3 2024
Company	1571	1583	1,520	1,550	1,597	1,117
Client	2996	3032	3,291	3,336	3,473	3,527
Custody	1065	1109	1,147	1,151	1,182	1,188
Total	5632	5724	5,958	6,037	6,252	5,832

VI: No. of Investment Portfolio Managers:

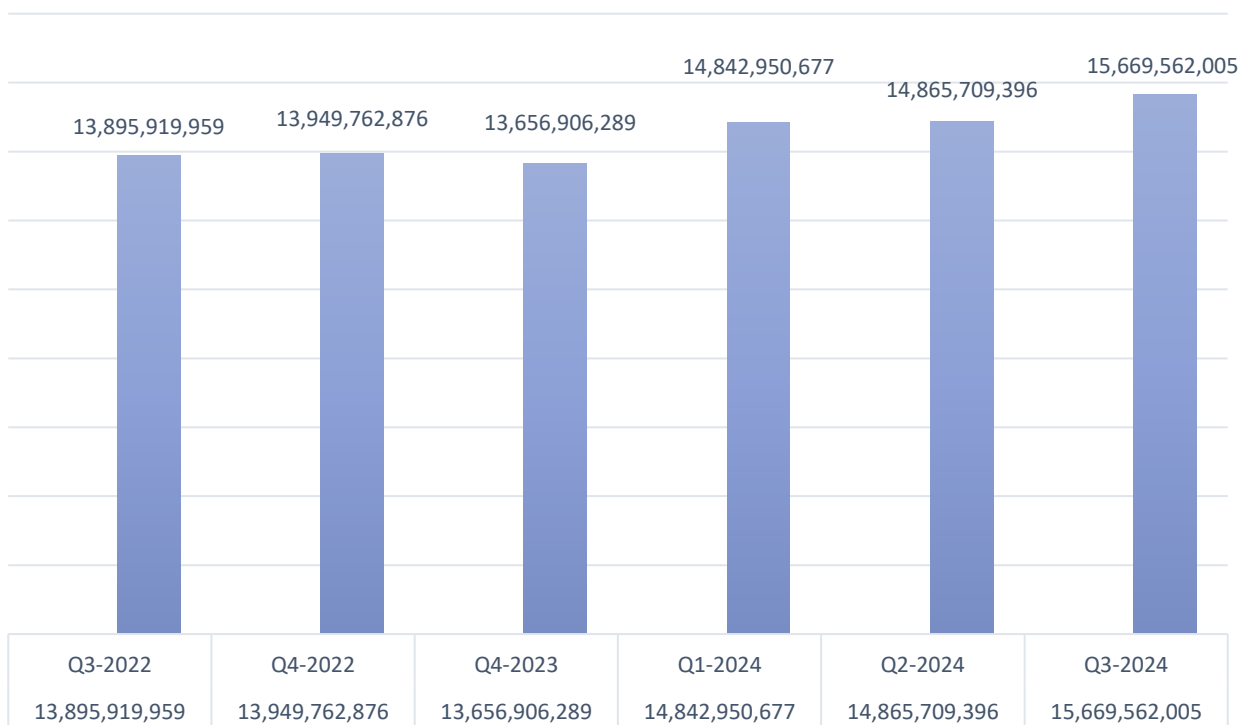
40 Companies



NUMBER OF INVESTMENT PORTFOLIOS



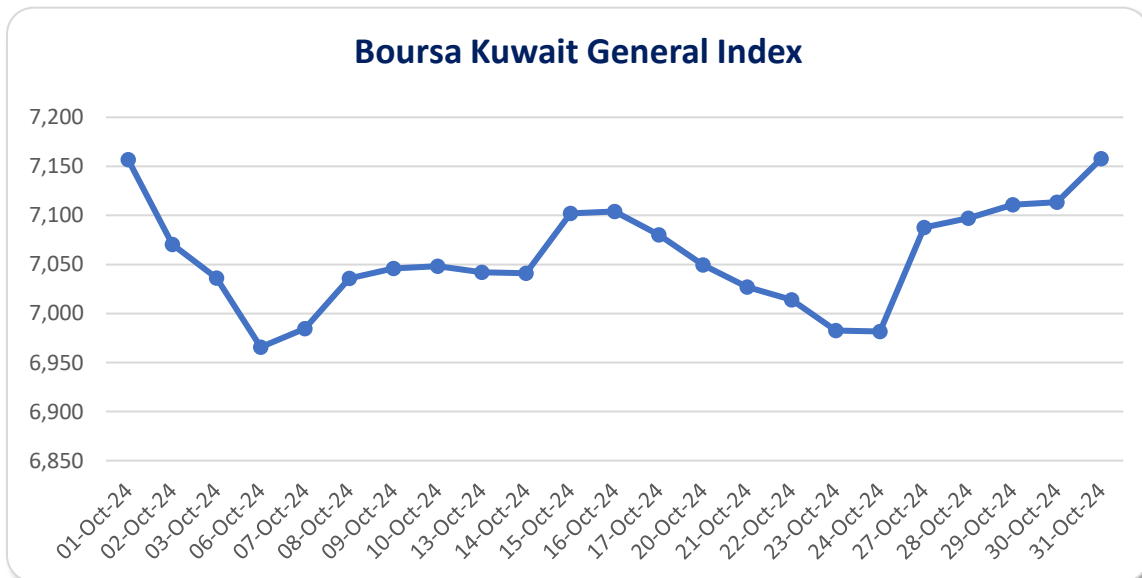
Total Market Value of Investment Portfolios (K.D.)



VII: Performance of Investment Sector (Financial Services) in Boursa Kuwait in October 2024:

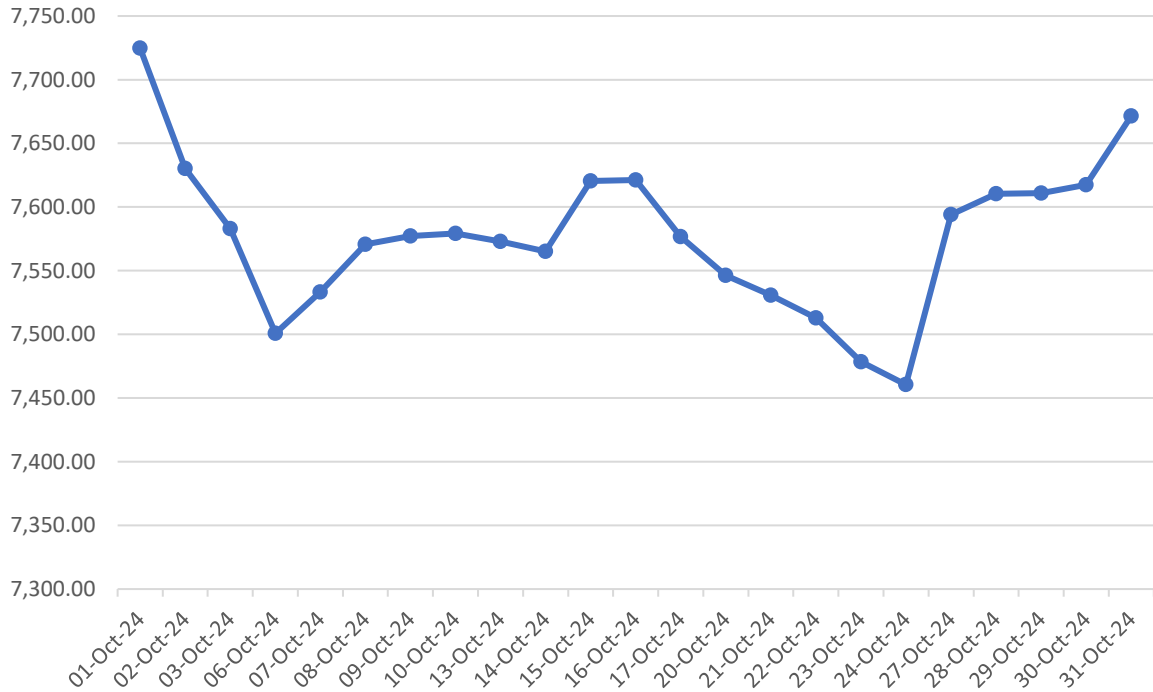
- At the end of October 2024, The General Index closed at 7,157.72 points, dropping by 0.30% compared to the close of September 2024.
- At the end of October 2024, The Premier Market Index closed at 7,671.36 points, dropping by 0.48% compared to the close of September.
- At the end of October 2024, The Main Market Index closed at 6,523.75 points, rising by 3.94% compared to the close of September 2024.
- The Financial Services sector Index closed at 1,449.51 points at the end of October 2024, rising by 2.76% compared to the close of September 2024.
- The Financial Services sector dominated a total trade value during October 2024 around 595 million KD, representing 34.69% of the total market trading value that amounted to 1,715.6 million K.D.

October 2024	
Closing of General Index for Boursa Kuwait (Points)	7,157.72
Closing of Premier Index for Boursa Kuwait (Points)	7,671.36
Closing of Main Market Index for Boursa Kuwait (Points)	6,523.75
Closing of Financial Services Sector Index (Points)	1,449.51
Monthly change of General Index	0.30%
Monthly change of Premier Market Index	0.48%
Monthly change of Main Market Index	3.94%
Monthly change of Financial Services Sector Index	2.76%

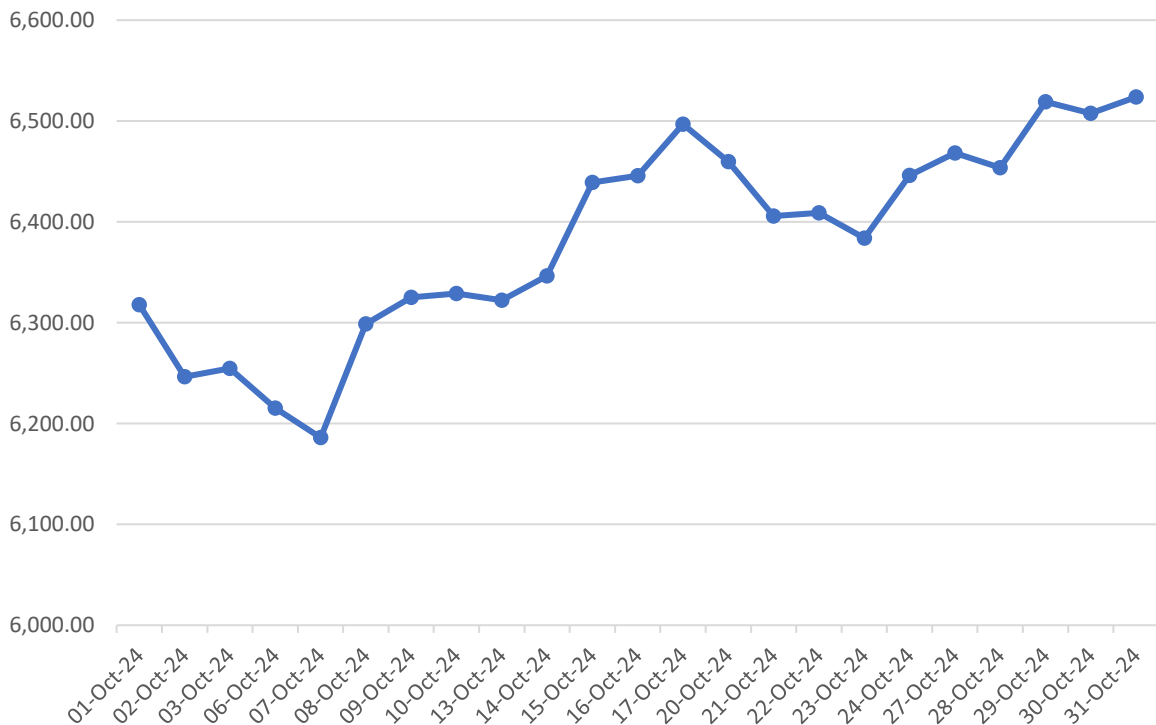




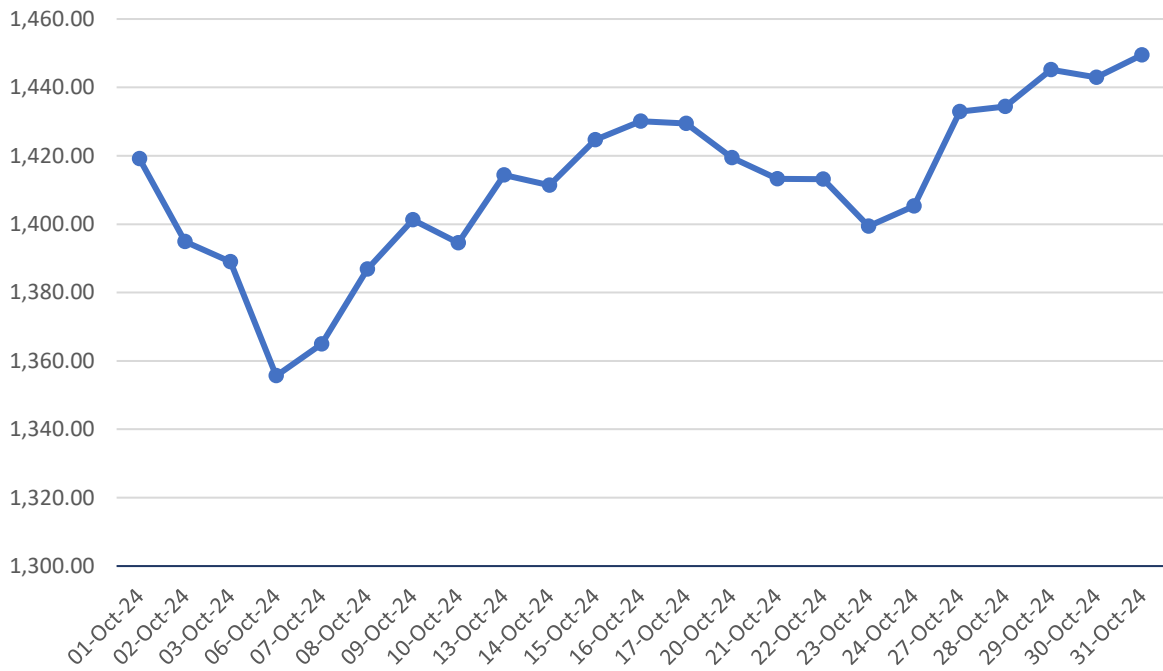
Boursa Kuwait Premier Market Index



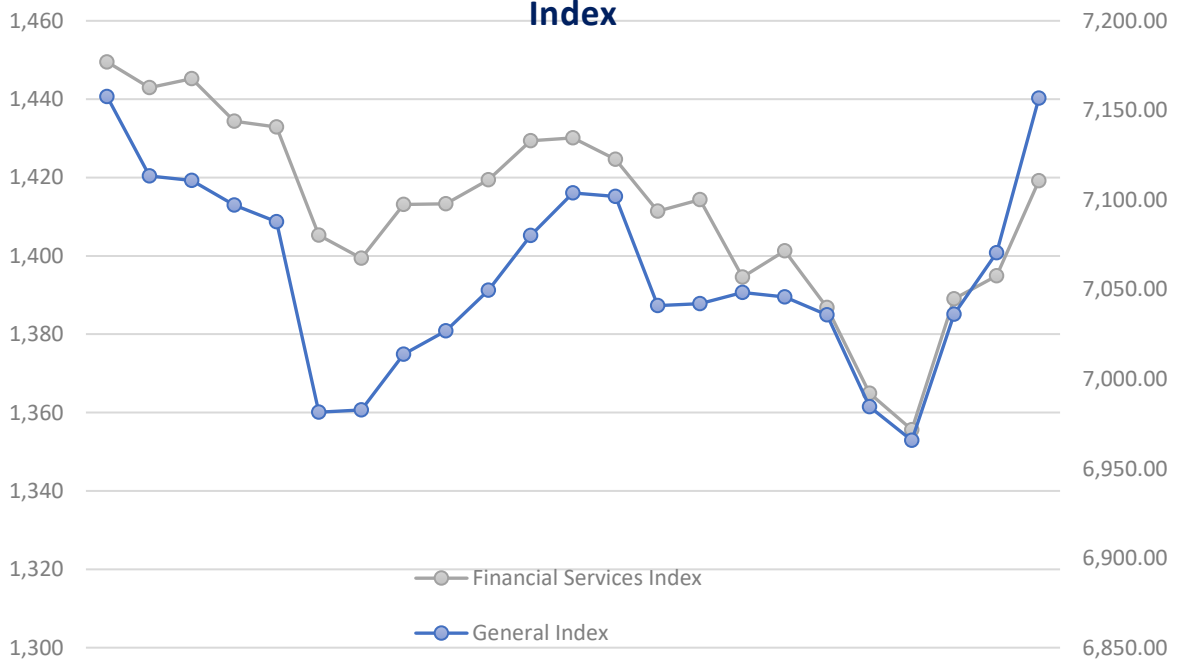
Boursa Kuwait Main Market Index



Boursa Kuwait Financial Services Index



Comparison between General Index & Financial Services Index





MONTHLY TRADED VALUE

