

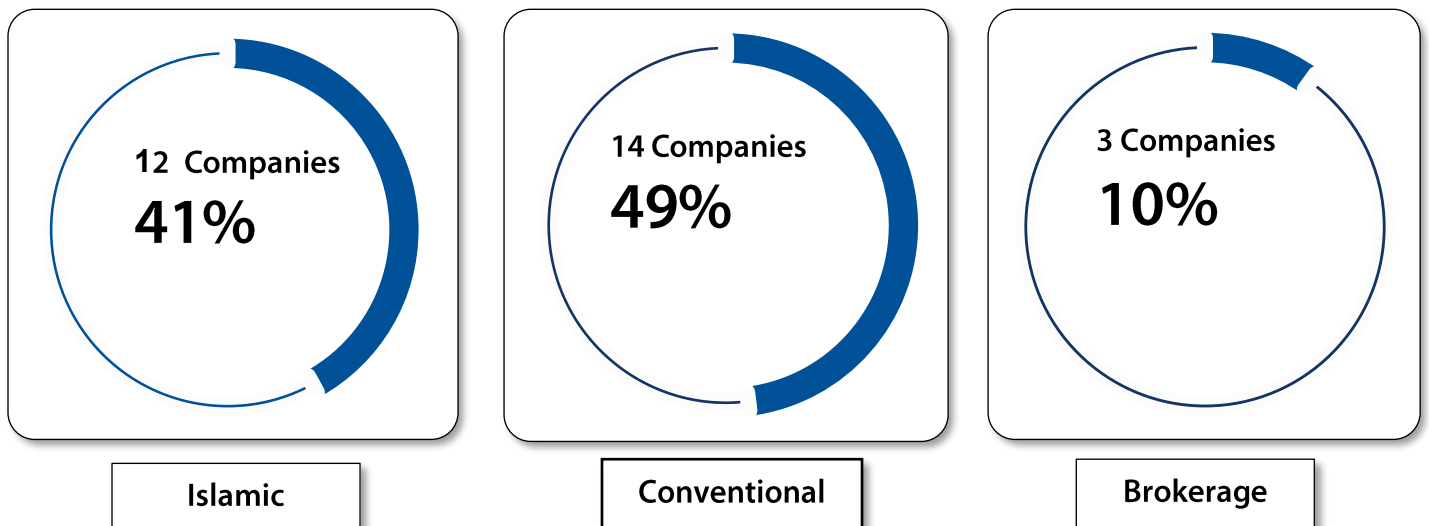
**I : Monthly Statistics for Investment Companies Licensed by the Capital Markets Authority (CMA):**

- The total number of investment and financial services companies licensed by the Capital Markets Authority reached 43 companies by the end of June 2025, of which 17 companies operating under the provisions of Islamic Sharia, presenting a percentage of 40% of all licensed investment companies.
- Union of Investment Companies (UIC) comprises of 29 member companies licensed by the Capital Markets Authority, which includes 14 traditional companies, 12 companies operating under the provisions of Islamic Sharia, and 3 financial brokerage companies.
- Total Assets Under Management administered by investment companies licensed by CMA reached 20.5 billion KD at the end of April 2025.

**June 2025**

<b>Total No. of Investment Companies licensed by CMA.</b> *(Including, 17 companies are operating under the provisions of Islamic Sharia).	<b>43*</b>
<b>Total No. of UIC member companies - Investment &amp; Brokerage Companies</b>	<b>29</b>
No. of UIC member Companies - Investment (Islamic)	12
No. of UIC member Companies - Investment (Conventional)	14
No. of UIC member Companies- Brokerage	3

**UIC Members  
Investment & Brokerage Companies**



## II : Monthly Statistics of Listed Investment Companies in Bursa Kuwait (registered under the financial services sector in Bursa Kuwait):

- The number of investment companies listed in Bursa Kuwait (registered under the financial services sector in Bursa Kuwait) reached 45 companies by the end of June 2025, that includes 21 companies licensed by the Capital Markets Authority, of which 14 companies are members of the Union of Investment Companies (UIC), where UIC member companies represent an approximate percentage of 67% of the total licensed investment companies listed in Bursa Kuwait.
- The number of Investment Companies listed in Bursa Kuwait (registered under the financial services sector in Bursa Kuwait) operating in accordance with the provisions of Islamic Sharia reached 16 companies, where 6 companies are members of UIC, which represent about 38% of the total number of Investment Companies listed in Bursa Kuwait and operating in accordance with the provisions of Islamic Sharia.
- Total Capital-paid of listed investment companies (registered under the financial services sector in Bursa Kuwait) reached 2.70 billion Kuwaiti dinars, of which 1.01 billion dinars represents the total Capital-paid of investment companies licensed by the Capital Markets Authority. The total capital-paid of UIC members investment companies reached 0.74 billion, or 27% of the total capital-paid of listed investment companies or 73% of the total capital-paid of the licensed listed investment companies, and that's according to the financial reports of the listed companies at the end of the first quarter of 2025.
- Total assets of listed investment companies (registered under the financial services sector in Bursa Kuwait) reached 23.43 billion Kuwaiti dinars, of which 3.12 billion dinars are the share of investment companies licensed by the Capital Markets Authority. The assets of UIC member investment companies represent 2.50 billion dinars, or 11% of the total assets of listed investment companies or 80% of the total assets of listed licensed investment companies, and that's according to the financial reports of listed companies at the end of the first quarter of 2025.
- Total liabilities of listed investment companies (registered under the financial services sector in Bursa Kuwait) reached 16.35 billion Kuwaiti dinars, of which 0.91 billion dinars are total liabilities of investment companies licensed by the Capital Markets Authority. The liabilities of UIC member investment companies represent approximately 0.67 billion Kuwaiti dinars, or 4% of the total liabilities of listed investment companies or 74% of the total liabilities of listed licensed investment companies, and that's according to the financial reports of listed companies at the end of the first quarter of 2025.
- Total net income of listed investment companies (registered under the financial services sector on the stock exchange) reached 93.19 million Kuwaiti dinars, of which approximately 45.15 million Kuwaiti dinars are the net income of investment companies licensed by the Capital Markets Authority. The net income of UIC member investment companies represents approximately 46.46 million Kuwaiti dinars, or 50% of the total net income of listed investment companies or 103% of the total net income of licensed listed investment companies, and that's according to the financial reports of listed companies at the end of the first quarter of 2025.

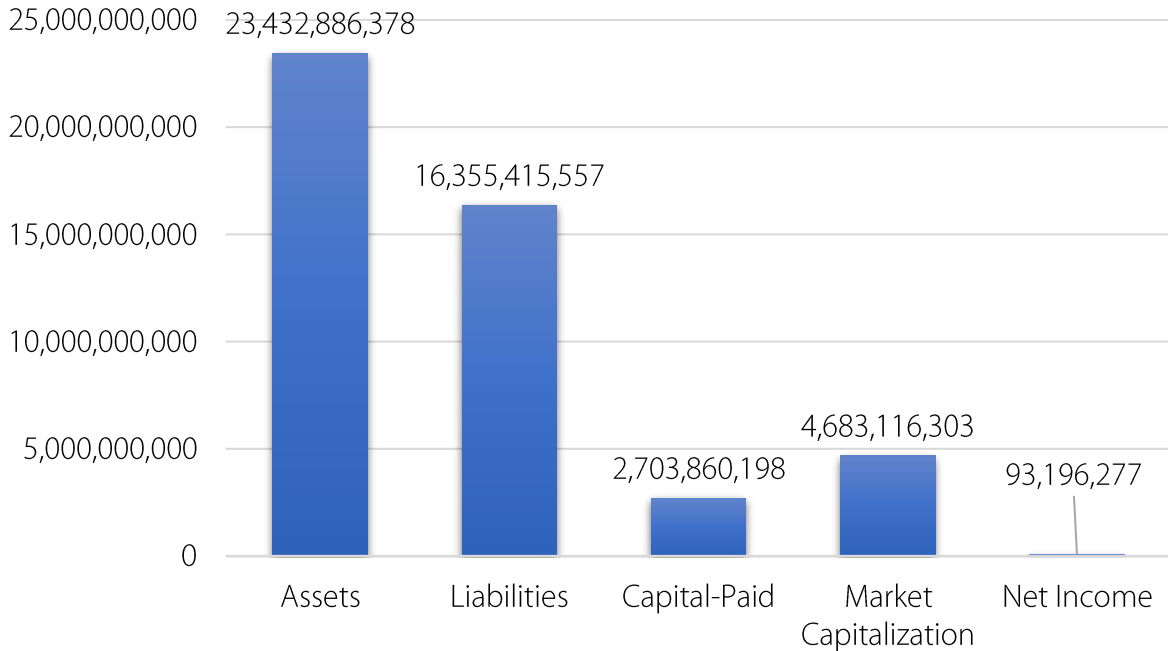
Please note that the above information does not include the fourth quarter of 2024 financial results of Arabi Holding Company & Al Imtiaz Investment Group

**June 2025**  
**Investment Companies Listed in Boursa Kuwait**  
**(Registered under the financial services sector on the stock exchange)**

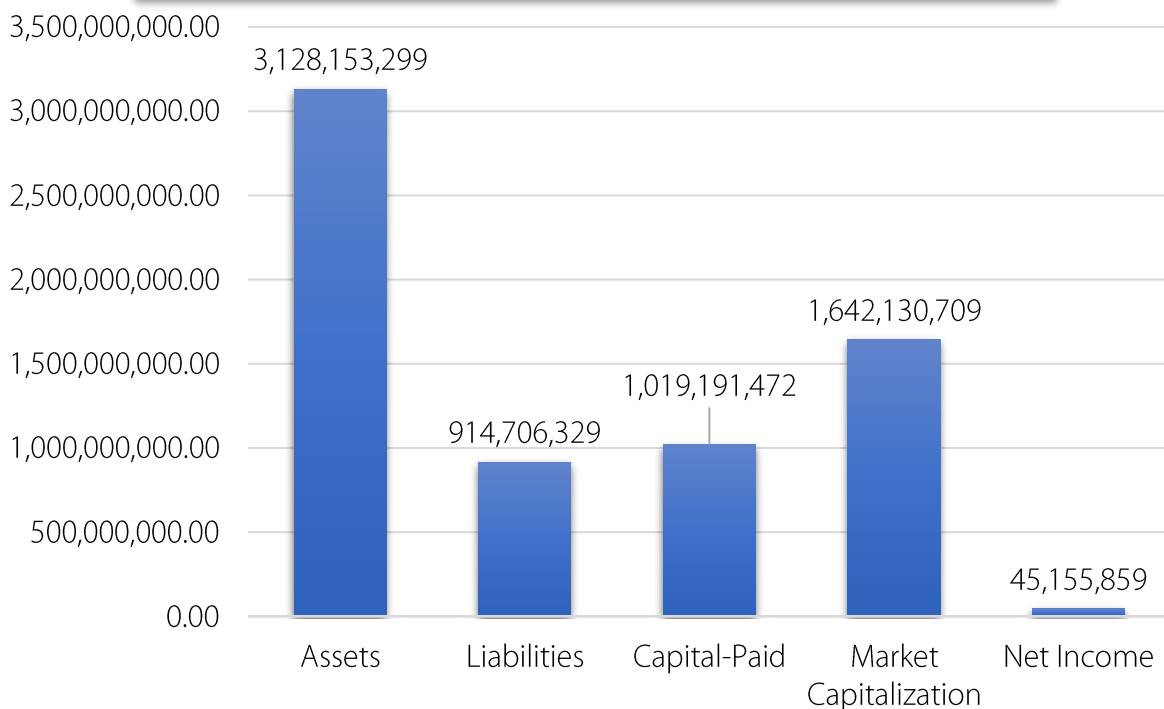
<b>No. of listed Investments Companies (registered under the financial services sector on the stock exchange)</b>	<b>45</b>
<b>No. of listed Investment Companies Licensed by the Capital Markets Authority</b>	<b>21</b>
<b>No. of listed &amp; Licensed Investment Companies that are UIC members</b>	<b>14</b>
No. of listed Investment Companies operating in accordance with the provisions of Islamic Sharia	<b>16</b>
No. of UIC member Companies operating in accordance with the provisions of Islamic Sharia	<b>6</b>
<b>Total Capital-paid of Investments Companies listed in Boursa Kuwait (billion KD)- Q1 2025</b>	<b>2.70</b>
Total Capital-paid of Licensed Investments Companies listed in Boursa Kuwait (billion KD)- Q1 2025	1.01
Total Capital-paid of UIC listed member Companies (billion KD)- Q1 2025	0.74
<b>Total Assets of Investment Companies listed in Boursa Kuwait (billion KD)-Q1 2025</b>	<b>23.43</b>
Total Assets of Licensed Investment Companies listed in Boursa Kuwait (billion KD)-Q1 2025	3.12
Total Assets of UIC listed member Companies (billion KD)- Q1 2025	2.50
<b>Total Liabilities of Investment Companies listed in Boursa Kuwait (billion KD)- Q1 2025</b>	<b>16.35</b>
Total Liabilities of Licensed Investment Companies listed in Boursa Kuwait (billion KD)- Q1 2025	0.91
Total Liabilities of UIC listed member Companies (billion KD)- Q1 2025	0.67
<b>Net Income of Investment Companies listed in Boursa Kuwait (million KD)- Q1 2025</b>	<b>93.19</b>
Net Income of Licensed Investment Companies listed in Boursa Kuwait (million KD)- Q1 2025	45.15
Net Income of UIC listed member Companies (million KD)- Q1 2025	46.46
<b>Market Capitalization of Investment Companies listed in Boursa Kuwait (billion KD)- Q1 2025</b>	<b>4.68</b>
Market Capitalization of Licensed Investment Companies listed in Boursa Kuwait (billion KD)- Q1 2025	1.64
Market Capitalization UIC listed member Companies (billion KD)-Q1 2025	1.32
<b>Price-Earnings Ratio (P/E) of listed Investment Companies</b>	<b>12.8</b>

Please note that the above information does not include the fourth quarter of 2024 financial results of Arabi Holding Company & Al Imtiaz Investment Group

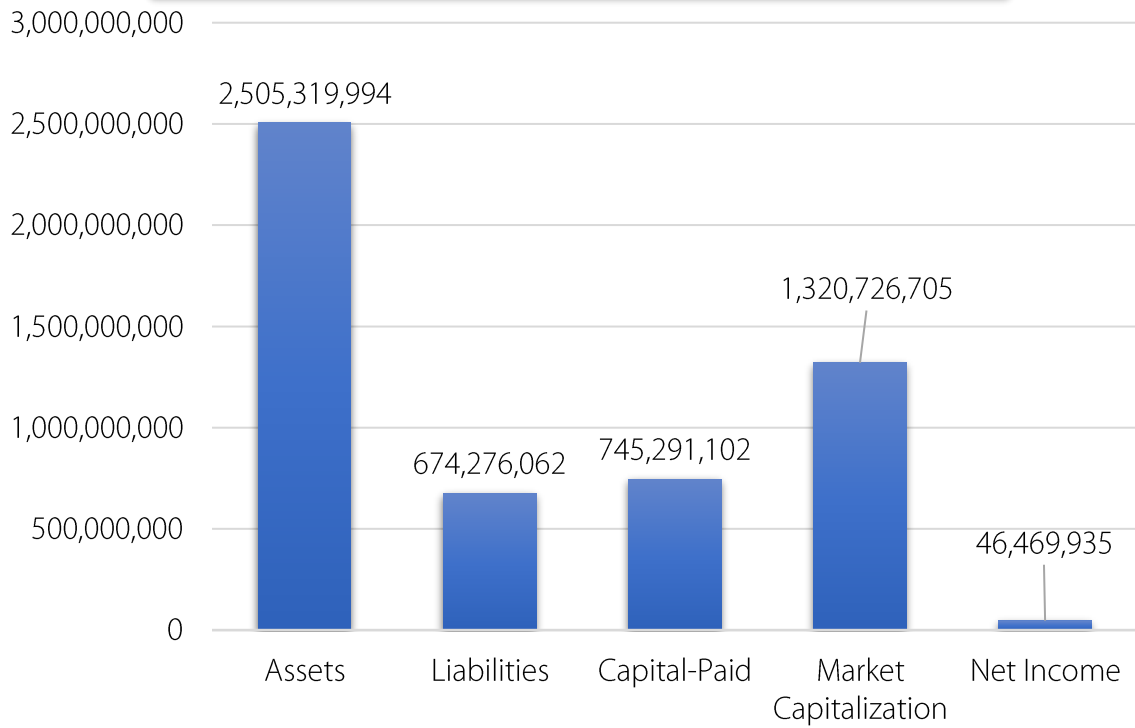
**Key Financial Metrics for Listed Investment Companies (KWD)**



**Key Metrics for Listed & Licensed Investment Companies (KWD)**



**Key Financial Metric for the Union Members Listed & Licensed Companies (KWD)**



Please note that the above information does not include the fourth quarter of 2024 financial results of Arabi Holding Company & Al Imtiaz Investment Group

**III: Collective Investment Schemes Total Assets according to Activity Nature Islamic or Conventional (June 2025):**

Scheme Type	Conventional		Islamic		Total	
	No.	Assets	No.	Assets	No.	Assets
Equity Investment	20	968,508	15	215,853	35	1,184,361
Real Estate	1	20,468	2	97,923	3	118,391
Money Market	4	507,661	11	956,900	15	1,464,561
Debt Instrument	4	60,974	2	22,776	6	83,750
Private Property	1	4,802	0	0	1	4,802
Fund of Funds	1	24,287	1	3,849	2	28,135
Contractual	0	0	3	12,400	3	12,400
REIT	0	0	1	62,742	1	62,742
<b>Total</b>	<b>31</b>	<b>1,586,700</b>	<b>35</b>	<b>1,372,442</b>	<b>66</b>	<b>2,959,142</b>

(All Amounts in Kuwaiti Dinar Thousand)

**IV: Market Value of Investment Portfolios according to the Management Mechanism**

Management Mechanism	Q1 2024	Q2 2024	Q3 2024	Q4 2024	Q1 2025
Company	4,957,802,806	5,036,474,160	5,162,608,368	5,151,323,141	5,557,297,875
Client	4,570,512,669	4,082,255,803	4,464,758,228	4,349,967,132	4,607,408,276
Custody	5,314,635,201	5,746,979,433	6,042,195,409	6,334,597,545	7,578,129,819
<b>Total</b>	<b>14,842,950,677</b>	<b>14,865,709,396</b>	<b>15,669,562,005</b>	<b>15,835,887,818</b>	<b>17,742,835,970</b>

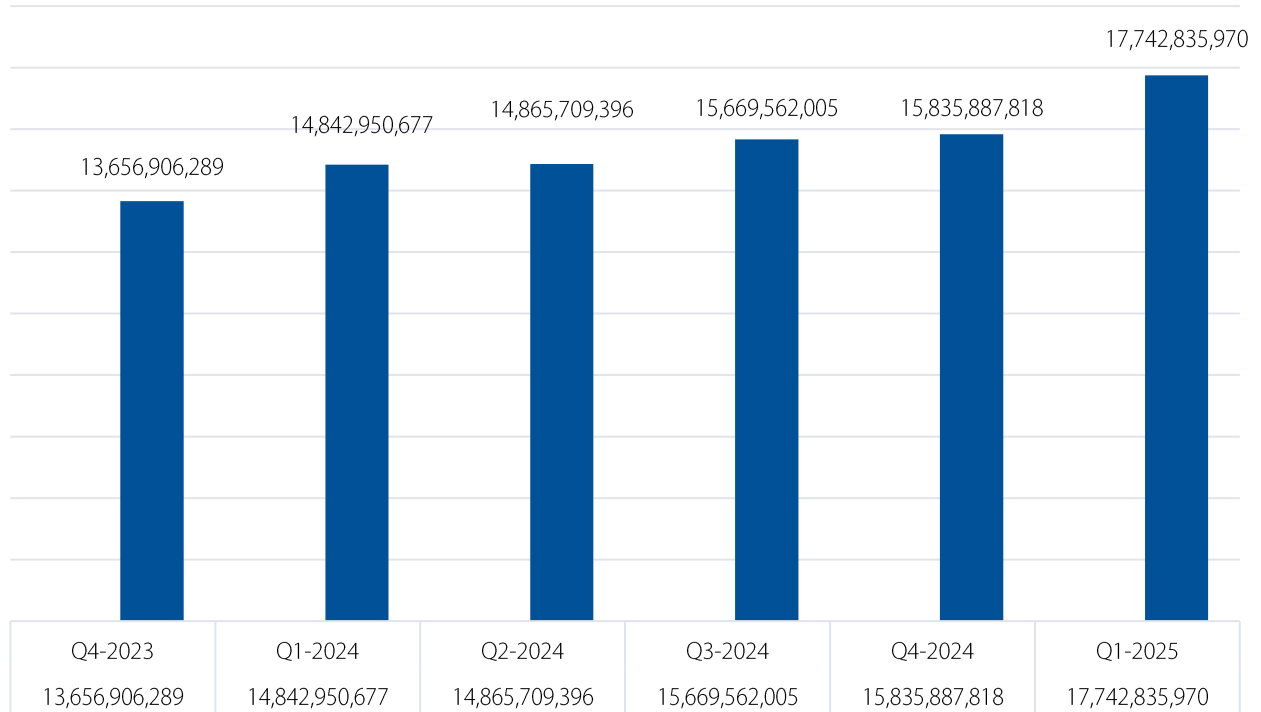
**V: Number of Investment Portfolios according to the Management Mechanism**

Management Mechanism	Q4 2023	Q1 2024	Q2 2024	Q3 2024	Q4 2024	Q1 2025
Company	1,520	1,550	1,597	1,117	1,157	1,197
Client	3,291	3,336	3,473	3,527	3,854	4,024
Custody	1,147	1,151	1,182	1,188	1,223	1,264
<b>Total</b>	<b>5,958</b>	<b>6,037</b>	<b>6,252</b>	<b>5,832</b>	<b>6,234</b>	<b>6,485</b>

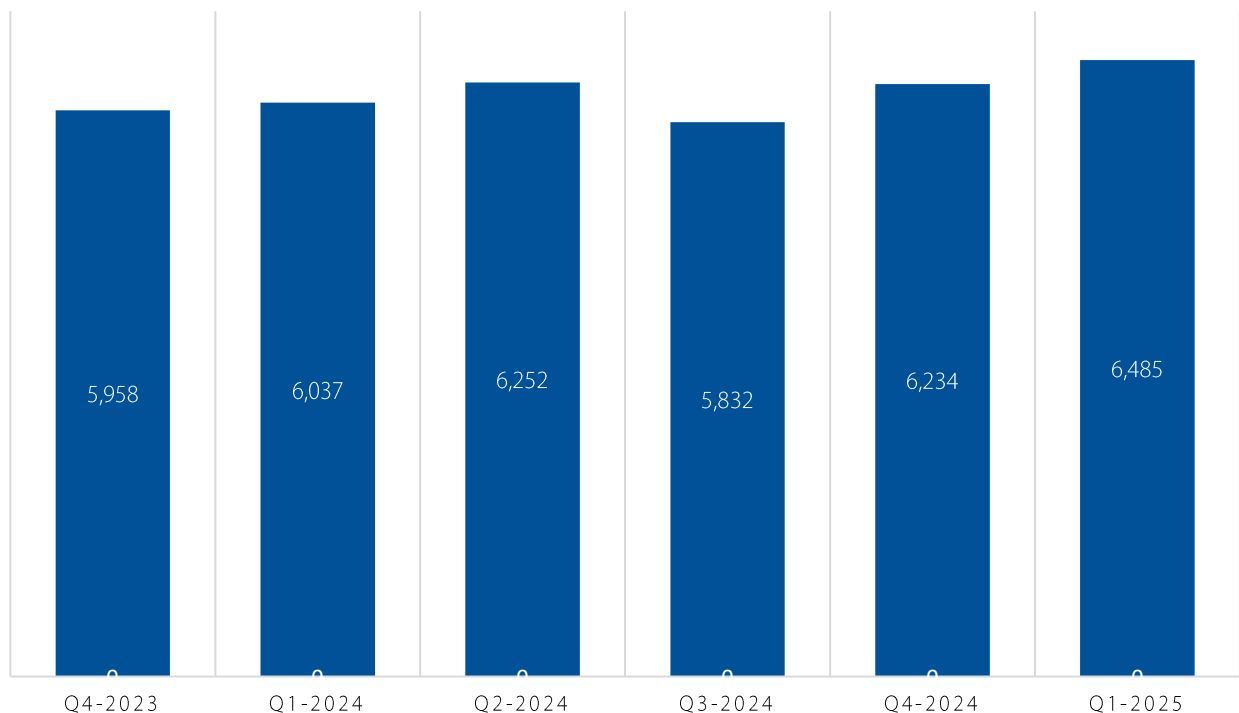
**VI: No. of Investment Portfolio Managers:**

40 Companies

Investment Portfolios Market Value (K.D.)



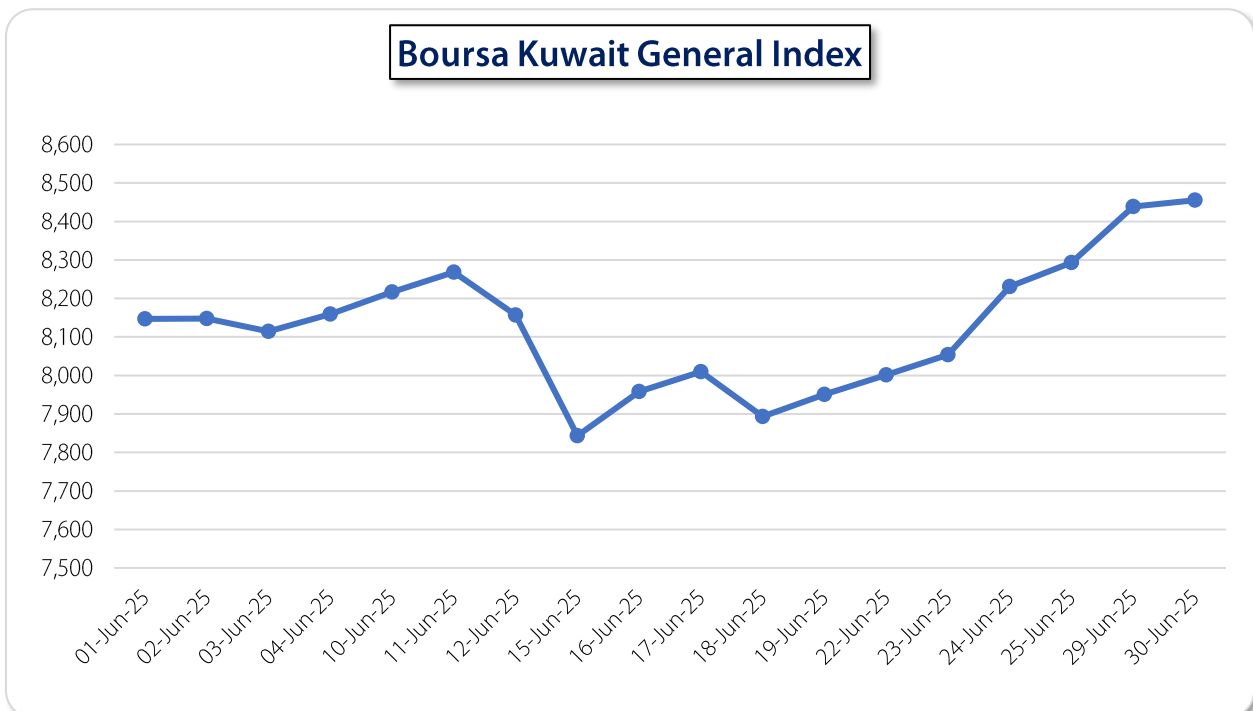
Investment Portfolios Number

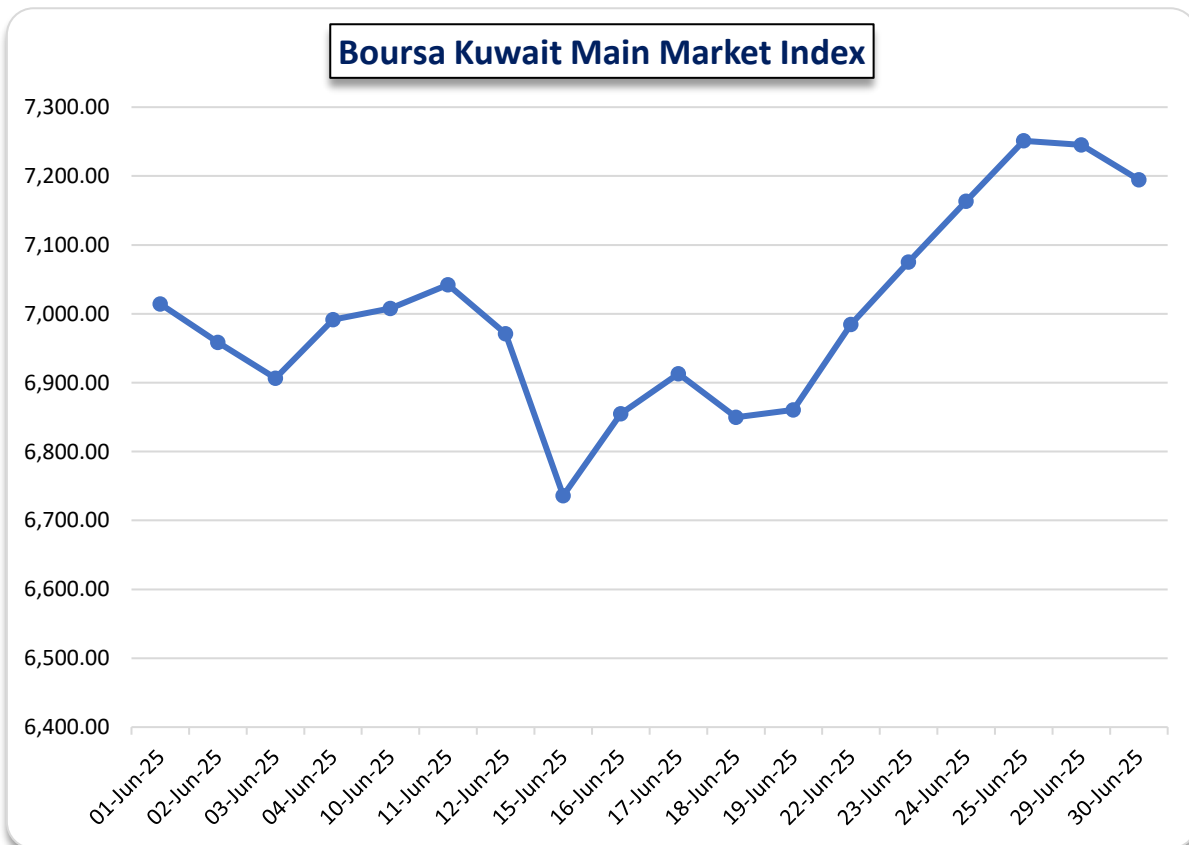
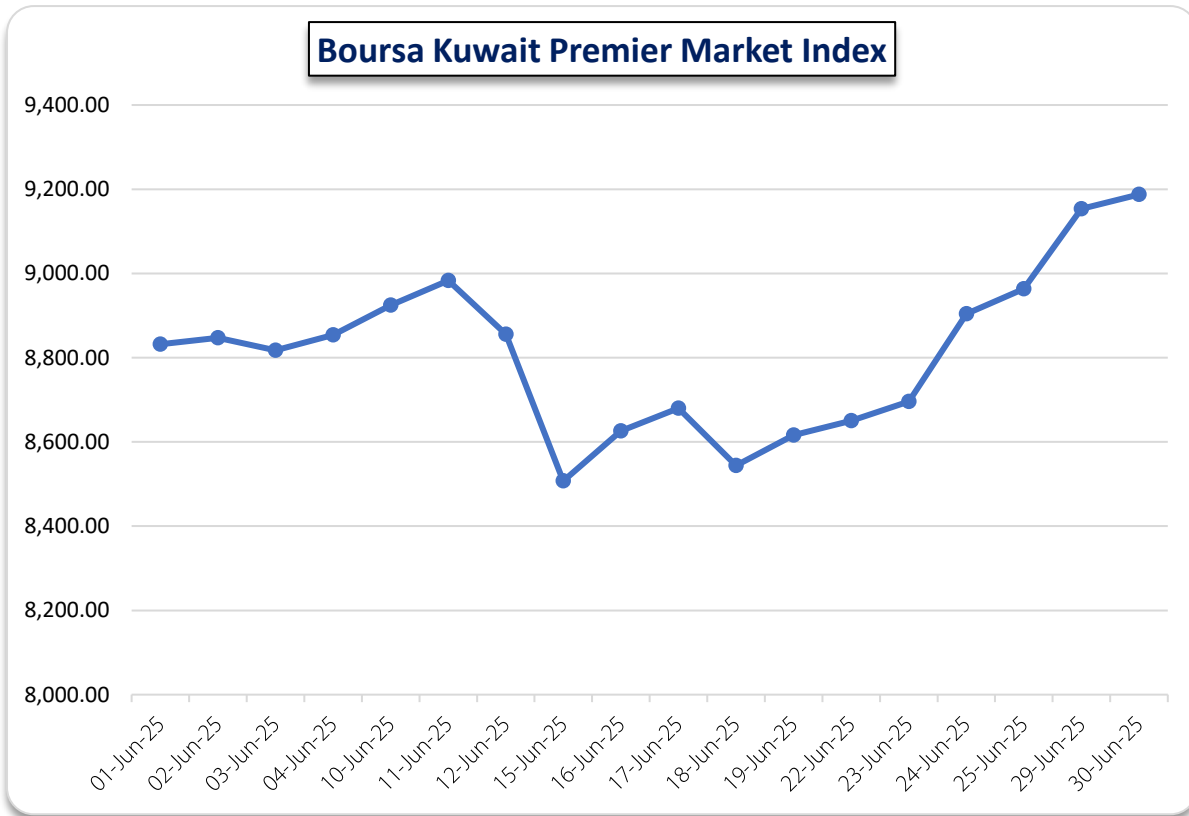


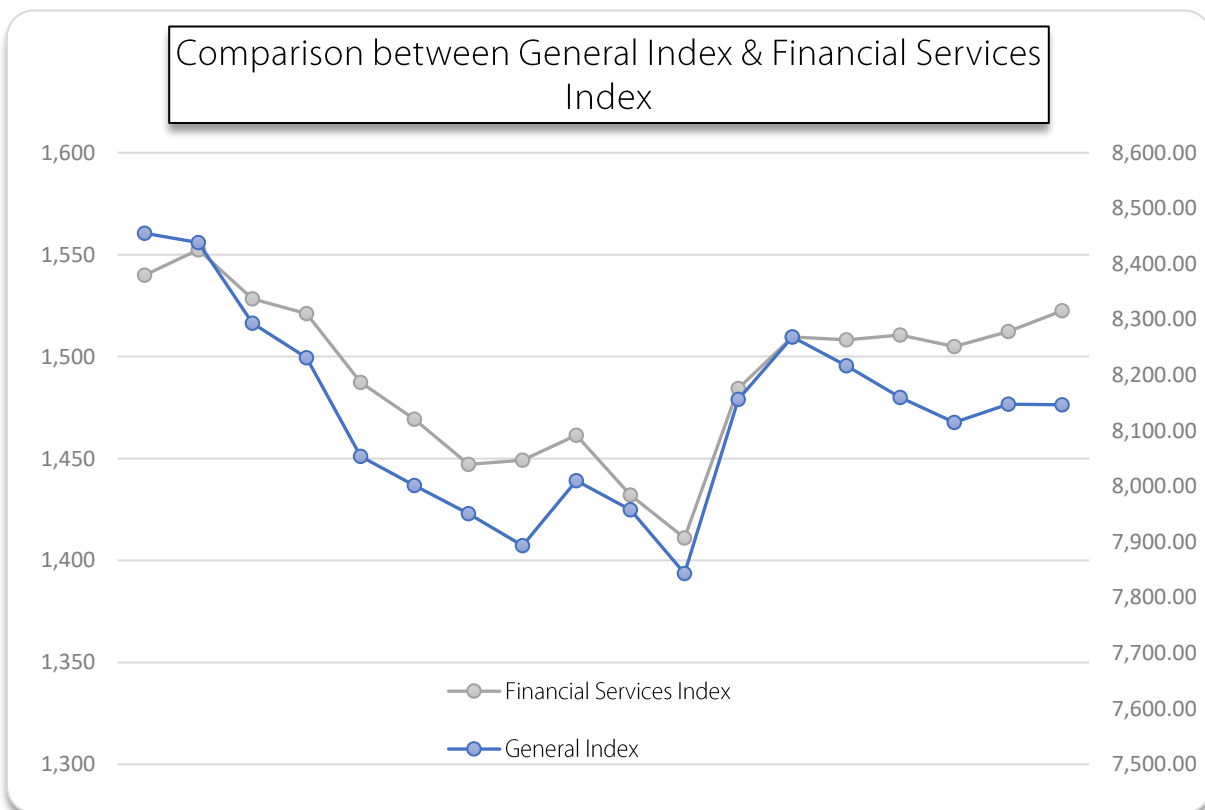
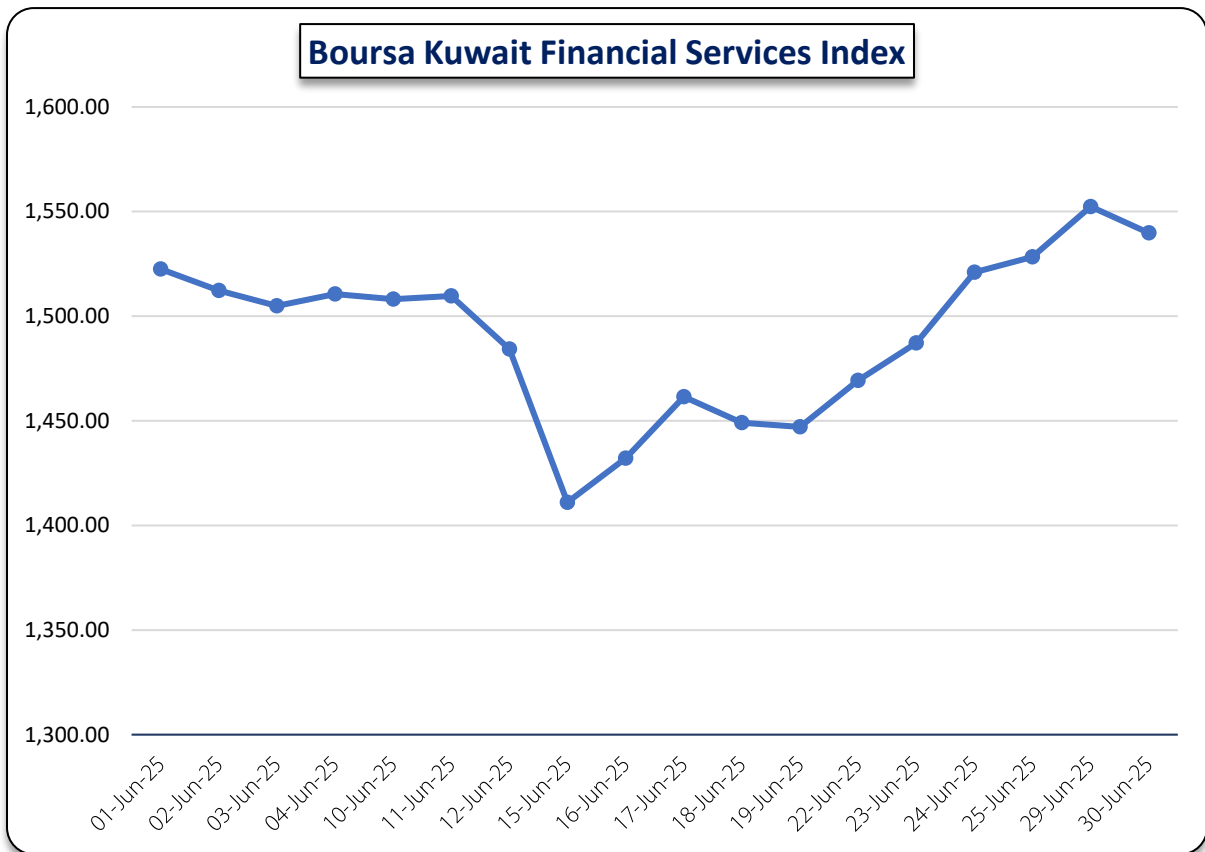
**VII: Performance of Investment Sector (Financial Services) in Bursa Kuwait in June 2025:**

- At the end of June, The General Index closed at 8,455.16 points, rising by 4.22% compared to the close of the previous month.
- At the end of June, The Premier Market Index closed at 9,187.51 points, rising by 4.41% compared to the close of the previous month.
- At the end of June, The Main Market Index closed at 7,194.56 points, rising by 3.27% compared to the close of the previous month.
- The Financial Services Index closed at 1,539.85 points at the end of June, rising by 1.51% compared to the close of the previous month.
- The Financial Services sector dominated a total trade value during June around 476.3 million KD, representing 22.90% of the total market trading value that amounted to 2,079 million K.D.

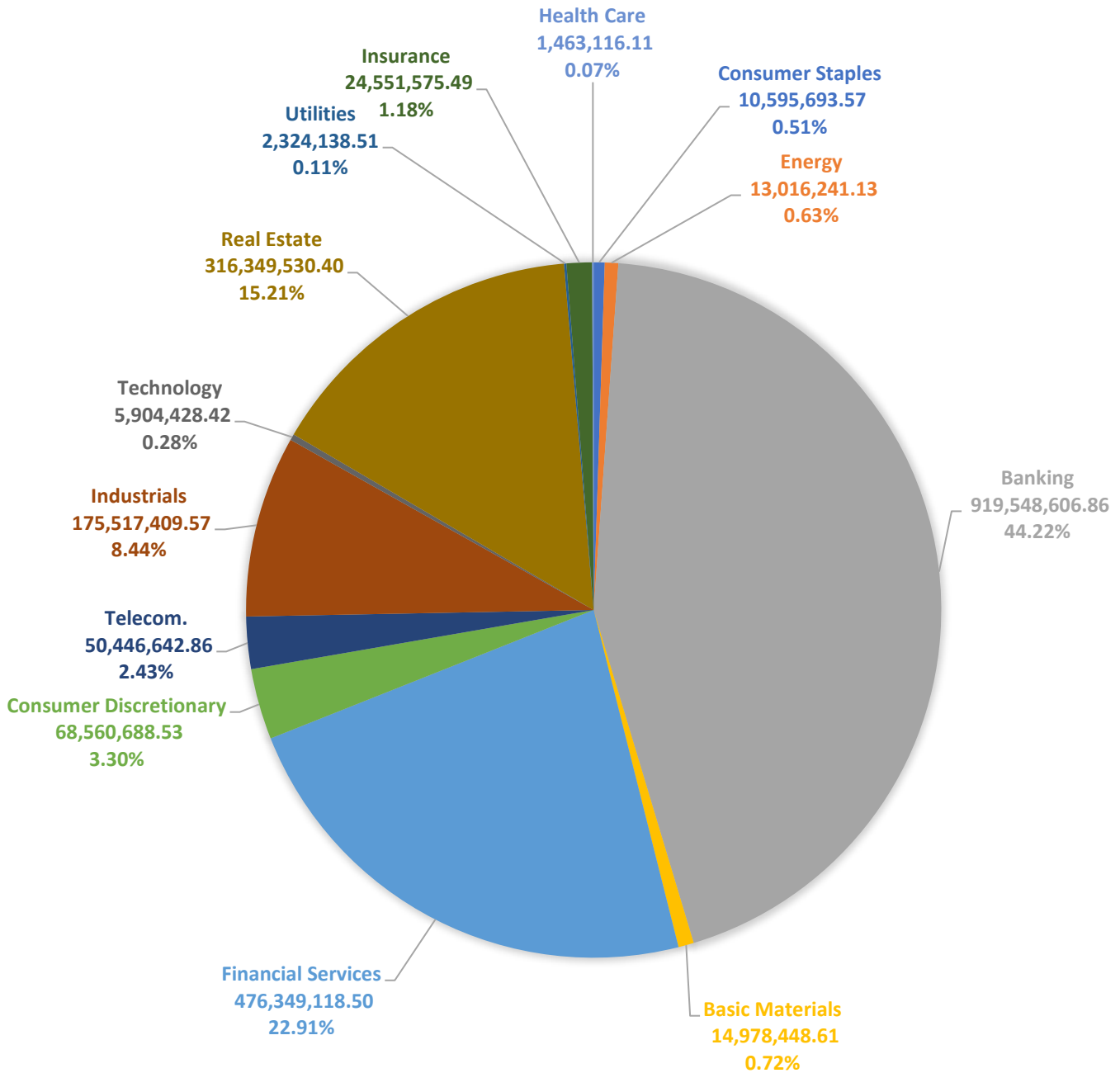
June 2025	
Closing of General Index for Bursa Kuwait (Points)	<b>8,455.16</b>
Closing of Premier Index for Bursa Kuwait (Points)	<b>9,187.51</b>
Closing of Main Market Index for Bursa Kuwait (Points)	<b>7,194.56</b>
Closing of Financial Services Sector Index (Points)	<b>1,539.85</b>
Monthly change of General Index	<b>4.22%</b>
Monthly change of Premier Market Index	<b>4.41%</b>
Monthly change of Main Market Index	<b>3.27%</b>
Monthly change of Financial Services Sector Index	<b>1.51%</b>







Monthly Traded Value



Monthly Traded Quantity

