

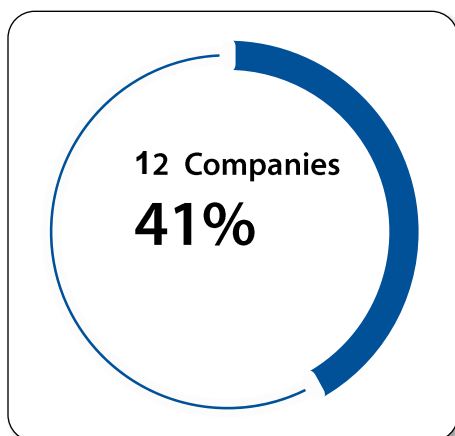
I : Monthly Statistics for Investment Companies Licensed by the Capital Markets Authority (CMA):

- The total number of investment and financial services companies licensed by the Capital Markets Authority reached 43 companies by the end of May 2025, of which 17 companies operating under the provisions of Islamic Sharia, presenting a percentage of 40% of all licensed investment companies.
- Union of Investment Companies (UIC) comprises of 29 member companies licensed by the Capital Markets Authority, which includes 14 traditional companies, 12 companies operating under the provisions of Islamic Sharia, and 3 financial brokerage companies.
- Total Assets Under Management administered by investment companies licensed by CMA reached 20.5 billion KD at the end of April 2025.

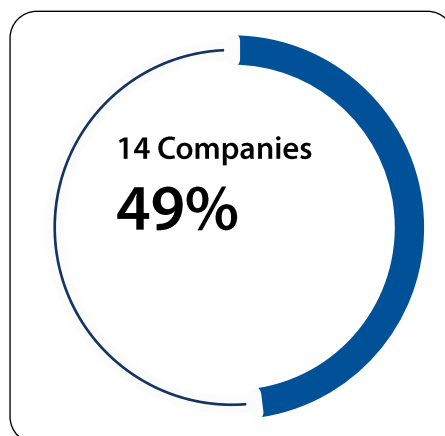
May 2025

Total No. of Investment Companies licensed by CMA. *(Including, 17 companies are operating under the provisions of Islamic Sharia).	43*
Total No. of UIC member companies - Investment & Brokerage Companies	29
No. of UIC member Companies - Investment (Islamic)	12
No. of UIC member Companies - Investment (Conventional)	14
No. of UIC member Companies- Brokerage	3

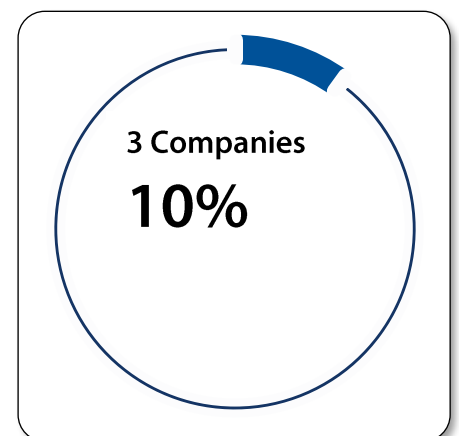
**UIC Members
Investment & Brokerage Companies**



Islamic



Conventional



Brokerage

II : Monthly Statistics of Listed Investment Companies in Bursa Kuwait (registered under the financial services sector in Bursa Kuwait):

- The number of investment companies listed in Bursa Kuwait (registered under the financial services sector in Bursa Kuwait) reached 45 companies by the end of May 2025, that includes 21 companies licensed by the Capital Markets Authority, of which 14 companies are members of the Union of Investment Companies (UIC), where UIC member companies represent an approximate percentage of 67% of the total licensed investment companies listed in Bursa Kuwait.
- The number of Investment Companies listed in Bursa Kuwait (registered under the financial services sector in Bursa Kuwait) operating in accordance with the provisions of Islamic Sharia reached 16 companies, where 6 companies are members of UIC, which represent about 38% of the total number of Investment Companies listed in Bursa Kuwait and operating in accordance with the provisions of Islamic Sharia.
- Total Capital-paid of listed investment companies (registered under the financial services sector in Bursa Kuwait) reached 2.70 billion Kuwaiti dinars, of which 1.01 billion dinars represents the total Capital-paid of investment companies licensed by the Capital Markets Authority. The total capital-paid of UIC members investment companies reached 0.74 billion, or 27% of the total capital-paid of listed investment companies or 73% of the total capital-paid of the licensed listed investment companies, and that's according to the financial reports of the listed companies at the end of the first quarter of 2025.
- Total assets of listed investment companies (registered under the financial services sector in Bursa Kuwait) reached 23.43 billion Kuwaiti dinars, of which 3.12 billion dinars are the share of investment companies licensed by the Capital Markets Authority. The assets of UIC member investment companies represent 2.50 billion dinars, or 11% of the total assets of listed investment companies or 80% of the total assets of listed licensed investment companies, and that's according to the financial reports of listed companies at the end of the first quarter of 2025.
- Total liabilities of listed investment companies (registered under the financial services sector in Bursa Kuwait) reached 16.35 billion Kuwaiti dinars, of which 0.91 billion dinars are total liabilities of investment companies licensed by the Capital Markets Authority. The liabilities of UIC member investment companies represent approximately 0.67 billion Kuwaiti dinars, or 4% of the total liabilities of listed investment companies or 74% of the total liabilities of listed licensed investment companies, and that's according to the financial reports of listed companies at the end of the first quarter of 2025.
- Total net income of listed investment companies (registered under the financial services sector on the stock exchange) reached 93.19 million Kuwaiti dinars, of which approximately 45.15 million Kuwaiti dinars are the net income of investment companies licensed by the Capital Markets Authority. The net income of UIC member investment companies represents approximately 46.46 million Kuwaiti dinars, or 50% of the total net income of listed investment companies or 103% of the total net income of licensed listed investment companies, and that's according to the financial reports of listed companies at the end of the first quarter of 2025.

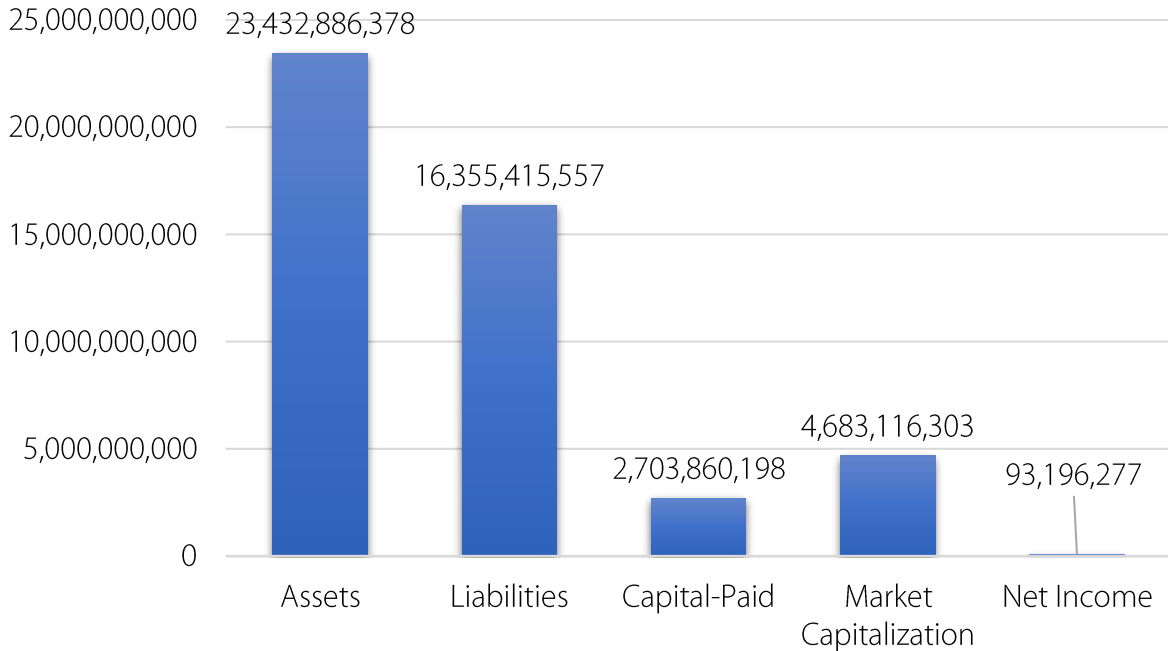
Please note that the above information does not include the fourth quarter of 2024 financial results of Arabi Holding Company & Al Imtiaz Investment Group

May 2025
Investment Companies Listed in Boursa Kuwait
(Registered under the financial services sector on the stock exchange)

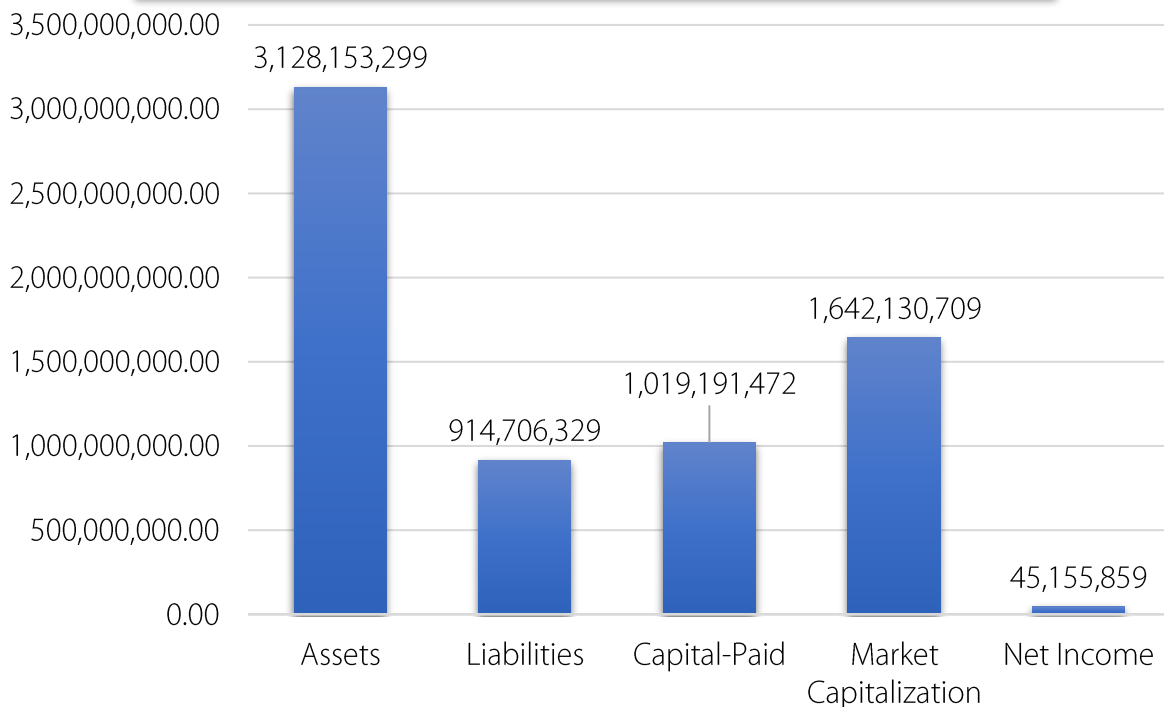
No. of listed Investments Companies (registered under the financial services sector on the stock exchange)	45
No. of listed Investment Companies Licensed by the Capital Markets Authority	21
No. of listed & Licensed Investment Companies that are UIC members	14
No. of listed Investment Companies operating in accordance with the provisions of Islamic Sharia	16
No. of UIC member Companies operating in accordance with the provisions of Islamic Sharia	6
Total Capital-paid of Investments Companies listed in Boursa Kuwait (billion KD)- Q1 2025	2.70
Total Capital-paid of Licensed Investments Companies listed in Boursa Kuwait (billion KD)- Q1 2025	1.01
Total Capital-paid of UIC listed member Companies (billion KD)- Q1 2025	0.74
Total Assets of Investment Companies listed in Boursa Kuwait (billion KD)-Q1 2025	23.43
Total Assets of Licensed Investment Companies listed in Boursa Kuwait (billion KD)-Q1 2025	3.12
Total Assets of UIC listed member Companies (billion KD)- Q1 2025	2.50
Total Liabilities of Investment Companies listed in Boursa Kuwait (billion KD)- Q1 2025	16.35
Total Liabilities of Licensed Investment Companies listed in Boursa Kuwait (billion KD)- Q1 2025	0.91
Total Liabilities of UIC listed member Companies (billion KD)- Q1 2025	0.67
Net Income of Investment Companies listed in Boursa Kuwait (million KD)- Q1 2025	93.19
Net Income of Licensed Investment Companies listed in Boursa Kuwait (million KD)- Q1 2025	45.15
Net Income of UIC listed member Companies (million KD)- Q1 2025	46.46
Market Capitalization of Investment Companies listed in Boursa Kuwait (billion KD)- Q1 2025	4.68
Market Capitalization of Licensed Investment Companies listed in Boursa Kuwait (billion KD)- Q1 2025	1.64
Market Capitalization UIC listed member Companies (billion KD)-Q1 2025	1.32
Price-Earnings Ratio (P/E) of listed Investment Companies	13.4

Please note that the above information does not include the fourth quarter of 2024 financial results of Arabi Holding Company & Al Imtiaz Investment Group

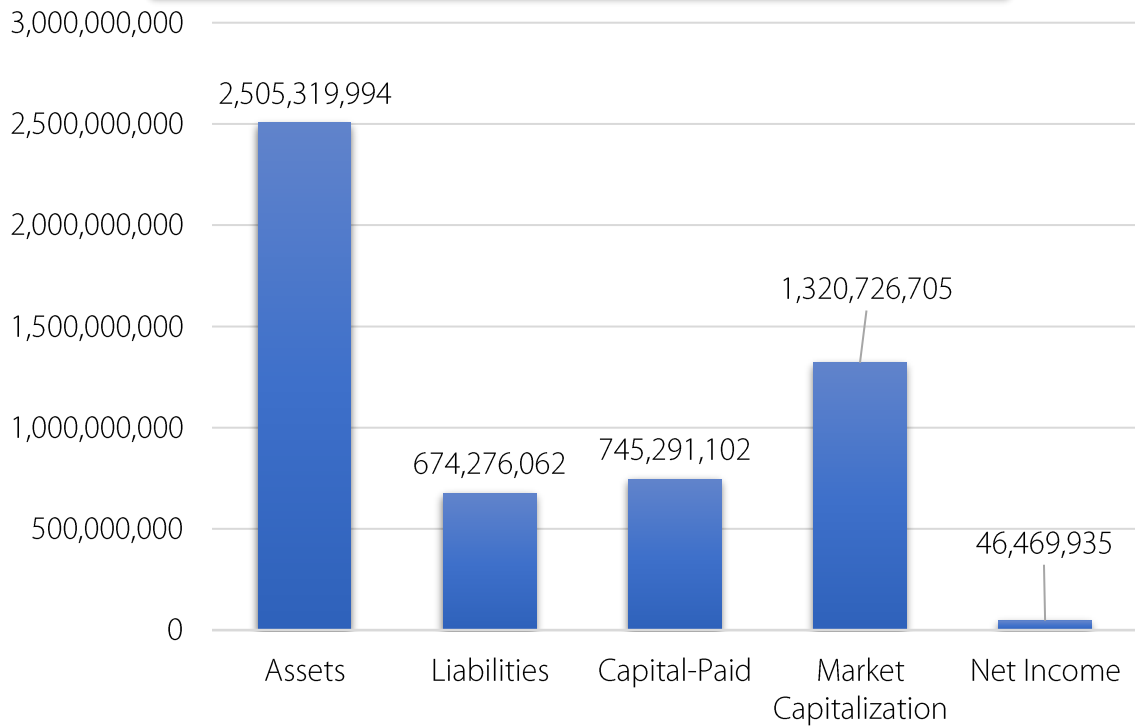
Key Financial Metrics for Listed Investment Companies (KWD)



Key Metrics for Listed & Licensed Investment Companies (KWD)



Key Financial Metric for the Union Members Listed & Licensed Companies (KWD)



Please note that the above information does not include the fourth quarter of 2024 financial results of Arabi Holding Company & Al Imtiaz Investment Group

III: Collective Investment Schemes Total Assets according to Activity Nature Islamic or Conventional (April 2025):

Scheme Type	Conventional		Islamic		Total	
	No.	Assets	No.	Assets	No.	Assets
Equity Investment	20	918,959	15	197,489	35	1,116,447
Real Estate	1	20,028	2	96,185	3	116,213
Money Market	4	518,238	11	935,561	15	1,453,799
Debt Instrument	4	59,389	2	22,040	6	81,428
Private Property	1	4,778	0	0	1	4,778
Fund of Funds	1	22,179	1	3,699	2	25,878
Contractual	0	0	3	12,376	3	12,376
REIT	0	0	1	61,737	1	61,737
Total	31	1,543,570	35	1,329,086	66	2,872,657

(All Amounts in Kuwaiti Dinar Thousand)

IV: Market Value of Investment Portfolios according to the Management Mechanism

Management Mechanism	Q1 2024	Q2 2024	Q3 2024	Q4 2024	Q1 2025
Company	4,957,802,806	5,036,474,160	5,162,608,368	5,151,323,141	5,557,297,875
Client	4,570,512,669	4,082,255,803	4,464,758,228	4,349,967,132	4,607,408,276
Custody	5,314,635,201	5,746,979,433	6,042,195,409	6,334,597,545	7,578,129,819
Total	14,842,950,677	14,865,709,396	15,669,562,005	15,835,887,818	17,742,835,970

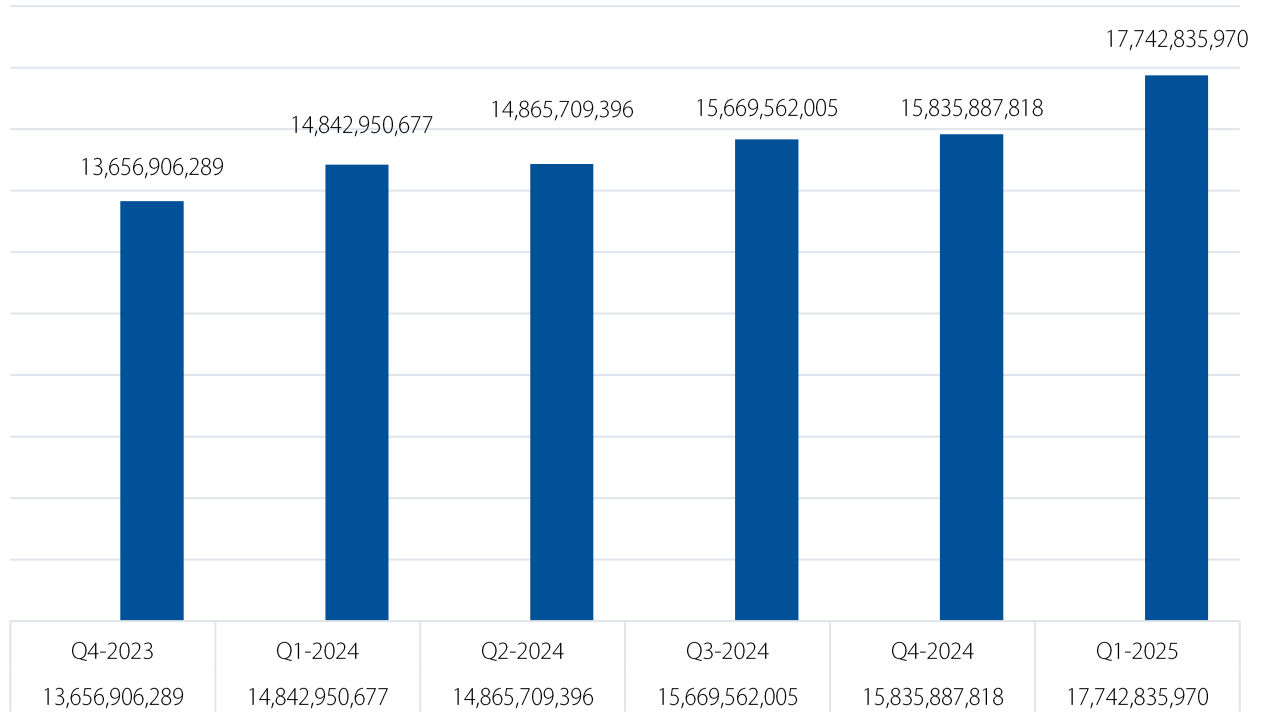
V: Number of Investment Portfolios according to the Management Mechanism

Management Mechanism	Q4 2023	Q1 2024	Q2 2024	Q3 2024	Q4 2024	Q1 2025
Company	1,520	1,550	1,597	1,117	1,157	1,197
Client	3,291	3,336	3,473	3,527	3,854	4,024
Custody	1,147	1,151	1,182	1,188	1,223	1,264
Total	5,958	6,037	6,252	5,832	6,234	6,485

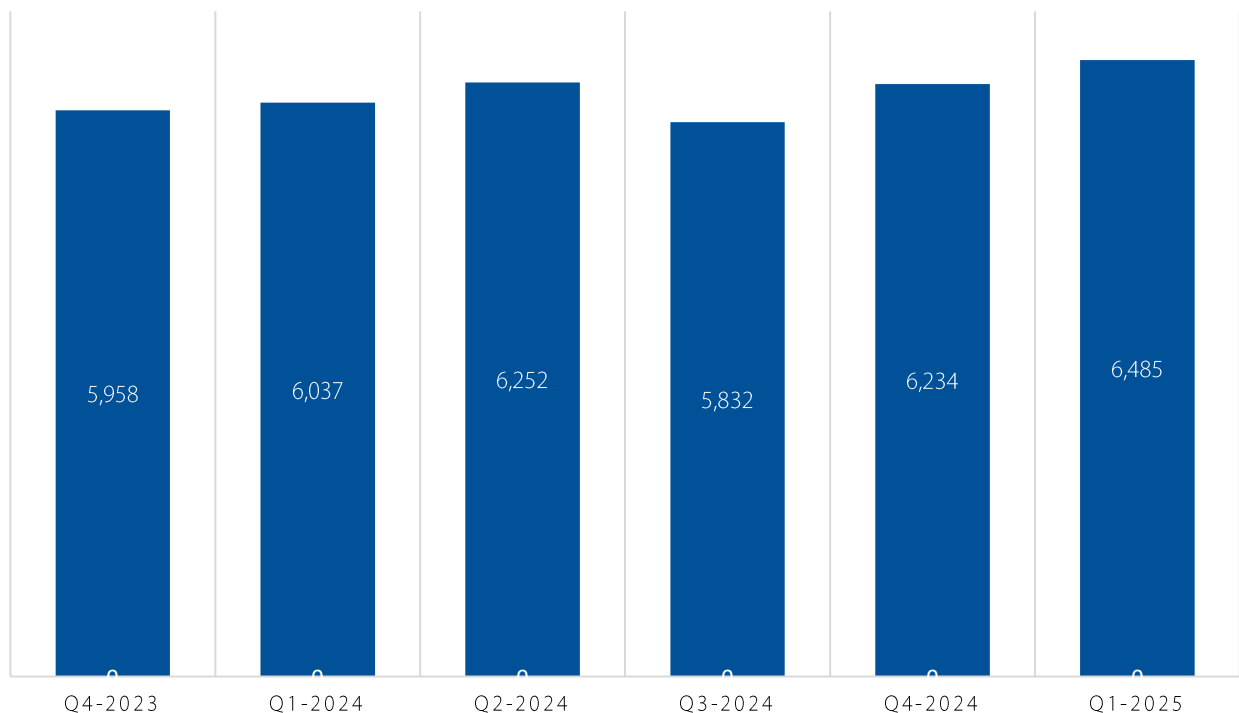
VI: No. of Investment Portfolio Managers:

40 Companies

Investment Portfolios Market Value (K.D.)



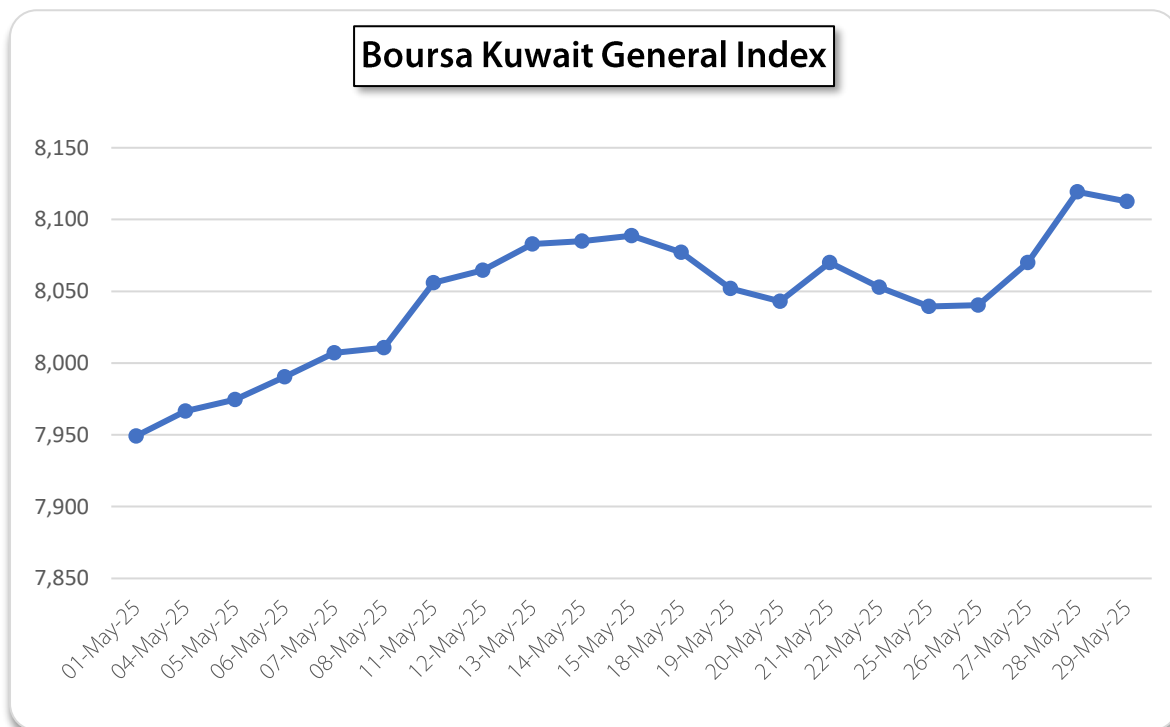
Investment Portfolios Number



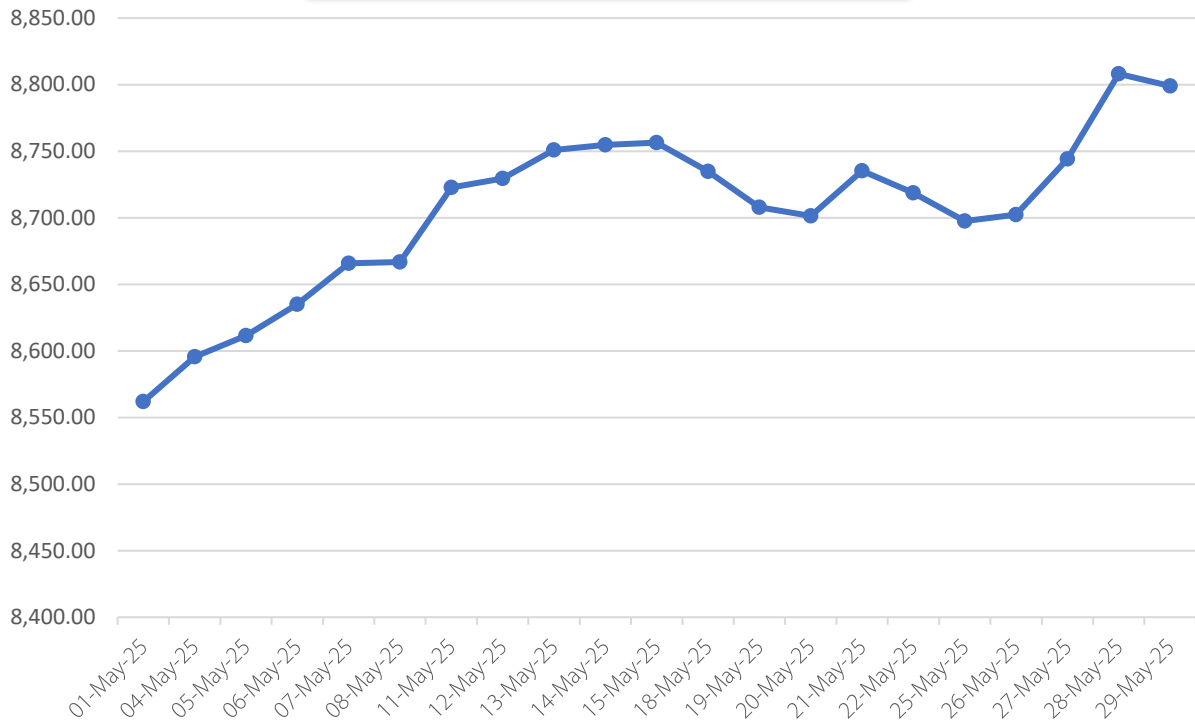
VII: Performance of Investment Sector (Financial Services) in Bursa Kuwait in May 2025:

- At the end of May, The General Index closed at 8,112.49 points, rising by 1.92% compared to the close of the previous month.
- At the end of May, The Premier Market Index closed at 8,799.09 points, rising by 2.87% compared to the close of the previous month.
- At the end of May, The Main Market Index closed at 6,967.01 points, dropping by 2.63% compared to the close of the previous month.
- The Financial Services Index closed at 1,516.93 points at the end of May, rising by 2.55% compared to the close of the previous month.
- The Financial Services sector dominated a total trade value during May around 543.1 million KD, representing 29.79% of the total market trading value that amounted to 1,823 million K.D.

May 2025	
Closing of General Index for Bursa Kuwait (Points)	8,112.49
Closing of Premier Index for Bursa Kuwait (Points)	8,799.09
Closing of Main Market Index for Bursa Kuwait (Points)	6,967.01
Closing of Financial Services Sector Index (Points)	1,516.93
Monthly change of General Index	1.92%
Monthly change of Premier Market Index	2.87%
Monthly change of Main Market Index	2.63%
Monthly change of Financial Services Sector Index	2.55%



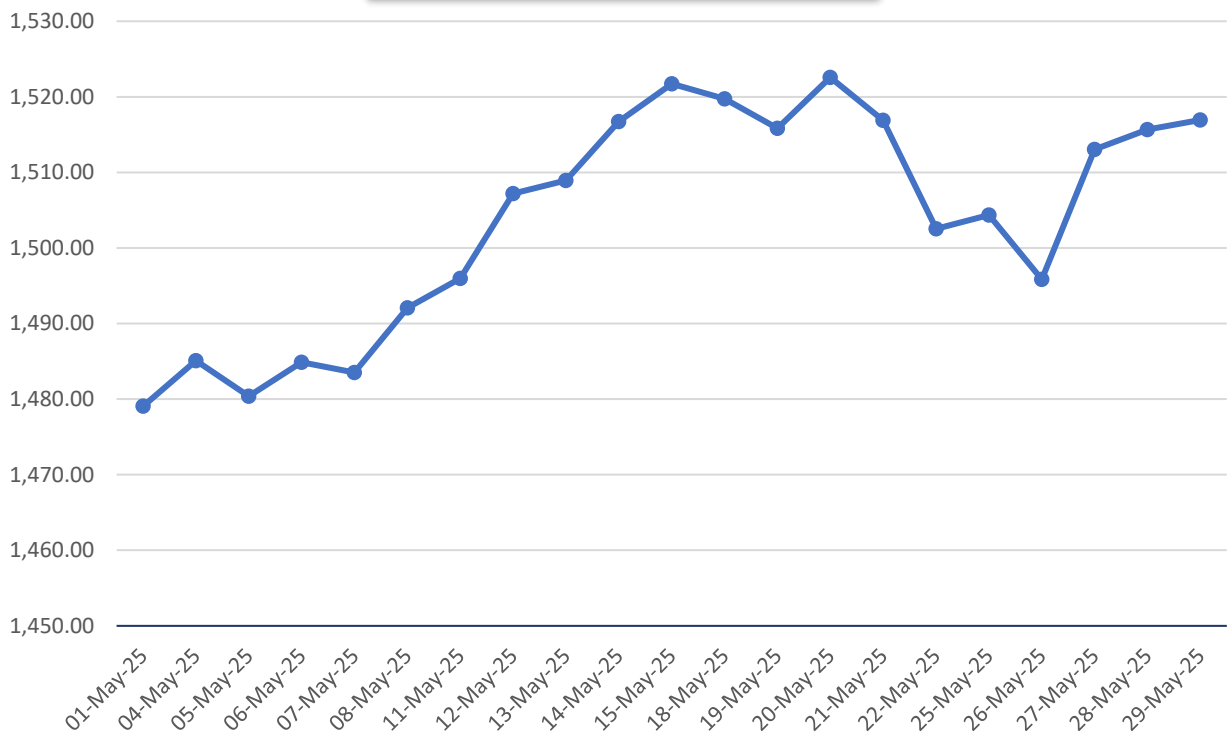
Boursa Kuwait Premier Market Index



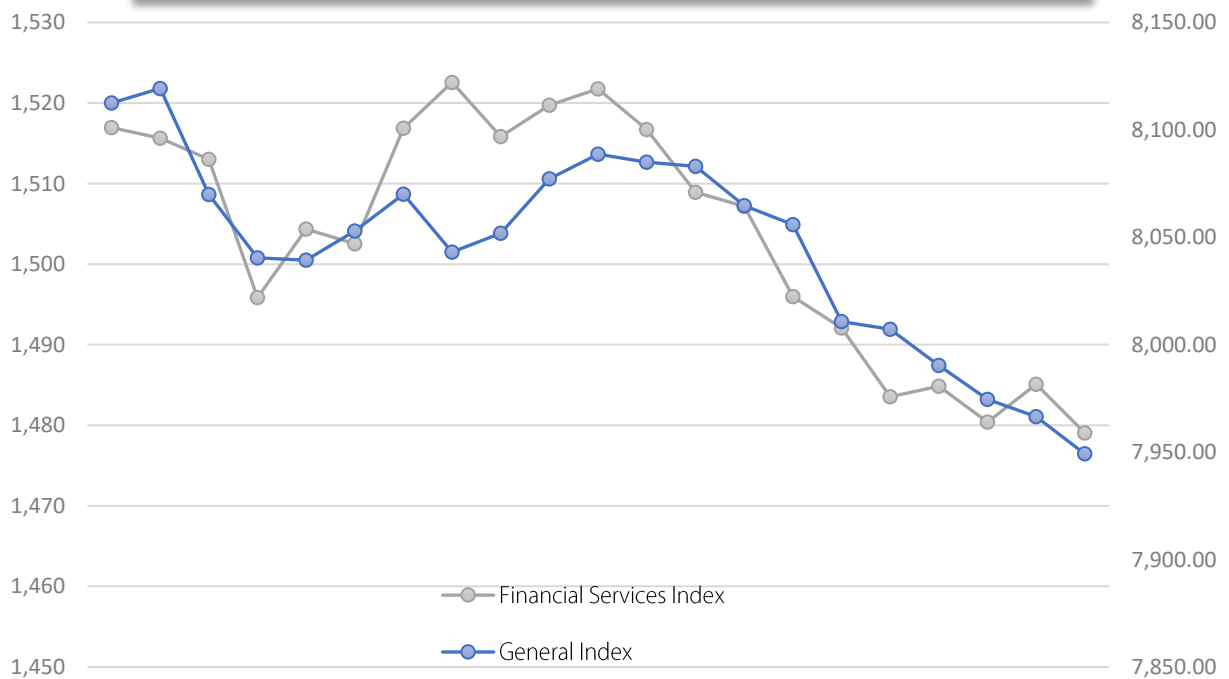
Boursa Kuwait Main Market Index



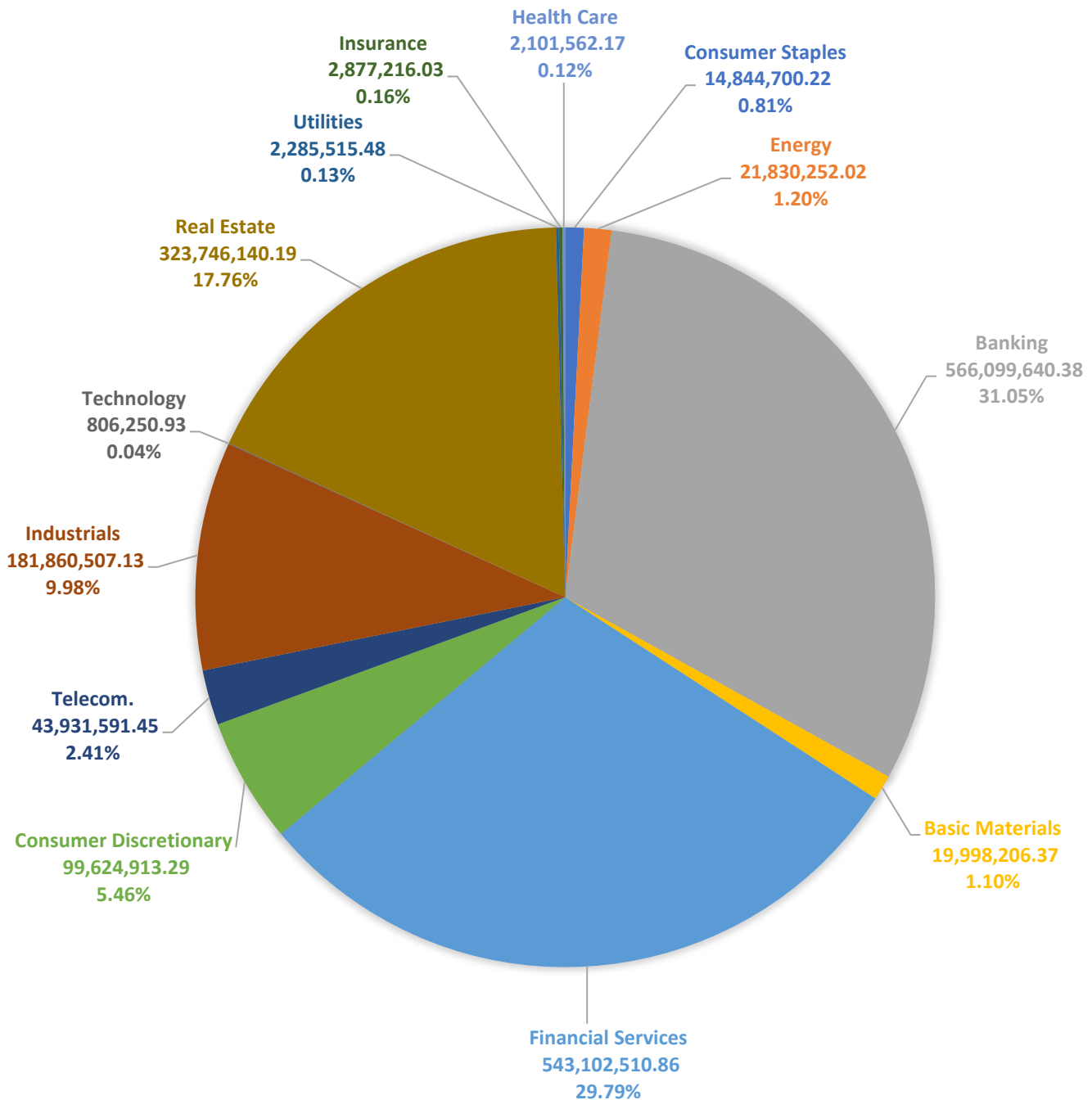
Financial Services Sector Index



Comparison between General Index & Financial Service Index



Monthly traded value



Monthly Traded Quantity

